CITY OF
SAN LUIS
ARIZONA
WWW.SANLUISAZ.GOV

P.O. Box 1170 | 1090 E. Union Street San Luis, AZ 85349 | P: (928) 341-8520 F: (928) 341-8539

MEMORANDUM

TO: Honorable Mayor Nieves Riedel, Members of the San Luis City Council, Jenny Torres, City Manager; Sonia Cornelio, City Clerk; and Olivia Jenkins, Acting Assistant City Manager

FROM: Melissa Lopez, Deputy City Clerk

DATE: November 20, 2026

SUBJECT: Monthly Reports for October 2026

The October 2026 monthly reports are attached. If you have any questions, please do not hesitate to contact the corresponding department.

Thank you.

NIEVES RIEDEL, MAYOR | JAVIER VARGAS, VICE MAYOR | LUIS E. CABRERA, COUNCIL MEMBER | MARIA CECILIA CRUZ, COUNCIL MEMBER |
ESTEBAN ROSALES, COUNCIL MEMBER | LIZETH SERVIN, COUNCIL MEMBER | TADEO AZAEL DE LA HOYA, COUNCIL MEMBER | JENNY TORRES, CITY MANAGER

MONTHLY REPORTS
DEPARTMENT ROSTER

MONTH OF: October 2026

DEPARTMENT	TURNED IN	MISSING
Administration-Communications Division	X	
Billing & Collections	X	
Development Services	X	
Economic Development	X	
Engineering	X	
Fire Department	X	
Human Resources Department/Risk Management	X	
Information Technology Department	X	
Parks and Recreation Department	X	
Police Department	X	
Public Works Department	X	
San Luis Municipal Court	X	

TOTAL DEPARTMENTS : 12

TURNED IN: **12**
MISSING: 0

ADMINISTRATION

COMMUNICATIONS DIVISION

MONTHLY REPORT —OCTOBER 2026



SOCIAL MEDIA REPORT

The social media efforts during this reporting period continued to focus on delivering consistent, high-quality content that supports organizational visibility and engagement across platforms. Responsibilities included end-to-end content creation, from concept development to final publication, ensuring that messaging aligned with departmental goals and brand standards.

A significant portion of the work involved planning and producing multimedia content. This included shooting and editing videos for various departments, capturing key initiatives, events, and internal highlights to enhance storytelling and audience connection. Video production was complemented by the creation of visually compelling graphics tailored for social media posts, stories, and promotional campaigns.

In addition, custom-designed materials such as event flyers and digital assets were developed to support outreach and increase attendance and awareness. Posting schedules were managed strategically to maintain consistency, optimize reach, and ensure timely content delivery across all channels. Overall, these efforts contributed to a cohesive and dynamic social media presence, strengthening audience engagement while effectively communicating organizational priorities.

SOCIAL MEDIA METRICS OVERVIEW

@SANLUISAZGOV

AUDIENCE SIZE 26,142

28.1% from San Luis, Arizona



TOTAL VIEWS 355.1K

VIEWS BROKEN DOWN BY CONTENT

Photos 105,778
Multi Photo 128,449
Text 840
Links 34,217
Others 2,340
Stories 49,388
Reels 34,121

PUBLISHED CONTENT 38 photos - 35 stories - 11 reels - 1 link

AUDIENCE SIZE 5,756

37.7% from San Luis, Arizona

305.5K
TOTAL VIEWS

PUBLISHED CONTENT
Posts 42
Stories 64



YouTube

389
TOTAL SUBSCRIBER COUNT

Views 963
Watch Time 61.3Hrs

LinkedIn

Impressions 5,131
Page Visits 101

1,098
FOLLOWERS



TikTok



35.1K
VIEWS

655
PROFILE VIEWS

783
LIKES

@SANLUISAZPARKS

AUDIENCE SIZE 16,924
34.6% from San Luis, Arizona



TOTAL VIEWS 264.2K

VIEWS BROKEN DOWN BY CONTENT
Photos 170,488
Multi Photo 44,586
Text 97
Links 2,610
Others 2,921
Stories 32,360
Reels 11,113

PUBLISHED CONTENT 20 photos - 55 stories - 4 reels

268.1K
TOTAL VIEWS

AUDIENCE SIZE 2,324
42.1% from San Luis, Arizona

PUBLISHED CONTENT
Posts 21
Stories 67



@SLPDAZ

AUDIENCE SIZE 29,041
24.7% from San Luis, Arizona



TOTAL VIEWS 780.5K

VIEWS BROKEN DOWN BY CONTENT
Photos 128,563
Multi Photo 466,601
Text 66,302
Links 9,746
Others 1,565
Stories 38,502
Reels 69,302

PUBLISHED CONTENT 13 photos - 11 stories - 5 reels - 1 text

59.3K
TOTAL VIEWS

AUDIENCE SIZE 2,149
28.4% from San Luis, Arizona

PUBLISHED CONTENT
Posts 9
Stories 9



@SLFDAZ

AUDIENCE SIZE 3,380
38.8% from San Luis, Arizona



TOTAL VIEWS 19.7K

VIEWS BROKEN DOWN BY CONTENT
Photos 3,912
Multi Photo 3,714
Links 1,387
Others 15
Reels 10,659
Multimedia 33

PUBLISHED CONTENT 7 photos - 5 reels - 3 stories

52.5K
TOTAL VIEWS

AUDIENCE SIZE 1,167
31% from San Luis, Arizona

PUBLISHED CONTENT
Posts 10
Stories 5



WEBSITE REPORT

EXECUTIVE SUMMARY

During this month, six press releases were published and distributed to local and regional media outlets to broaden the City's reach and enhance public awareness.

MOST VISTED SITES THIS MONTH

	Page path and screen class	Views
	Total	320,970 100% of total
1	/community/residents/border_wait_cameras	253,217 (78.89%)
2	/	21,558 (6.72%)
3	/articles/Looking-for-Participants-434.php	3,571 (1.11%)
4	/departments/public_works/solid_waste/annual_community_cleanup	2,413 (0.75%)
5	/search	913 (0.28%)
6	/government/meetings/agendas_minutes	983 (0.31%)
7	/departments/public_works/water	243 (0.08%)
8	/news/	1,076 (0.34%)
9	/Search	584 (0.18%)
10	/CivicAlerts.aspx	626 (0.2%)
11	/community/residents/veteran_recognition	805 (0.25%)
12	/community/events_calendar	883 (0.28%)
13	/departments/city_clerk/elections/	653 (0.2%)
14	/departments/finance/billing_collections/utility_billing/payment_options	772 (0.24%)
15	/government/mayor_council/	576 (0.18%)
16	/departments/human_resources/	579 (0.18%)
17	/departments/parks_recreation/	530 (0.17%)
18	/departments/	506 (0.16%)
19	/departments/finance/procurement/bids	404 (0.13%)
20	/government/mayor_council/nieves_riedel	352 (0.11%)

City of San Luis

Finance Department

Billing & Collections Division

Water - Wastewater - Solid Waste - Business License

Operations Monthly Report

October 2026

Billing and Collections Monthly Report

Bills

Date Bills Mailed		11/2/2026
Number of Accounts Billed		9,706
Current Charges	$	1,449,267.35

Charge Distribution

Water	$	548,994.65
Sewer	$	639,572.01
Garbage	$	260,700.69

Account Distribution

Residential	9199
Commercial	308
City	154
School	30
Government	15

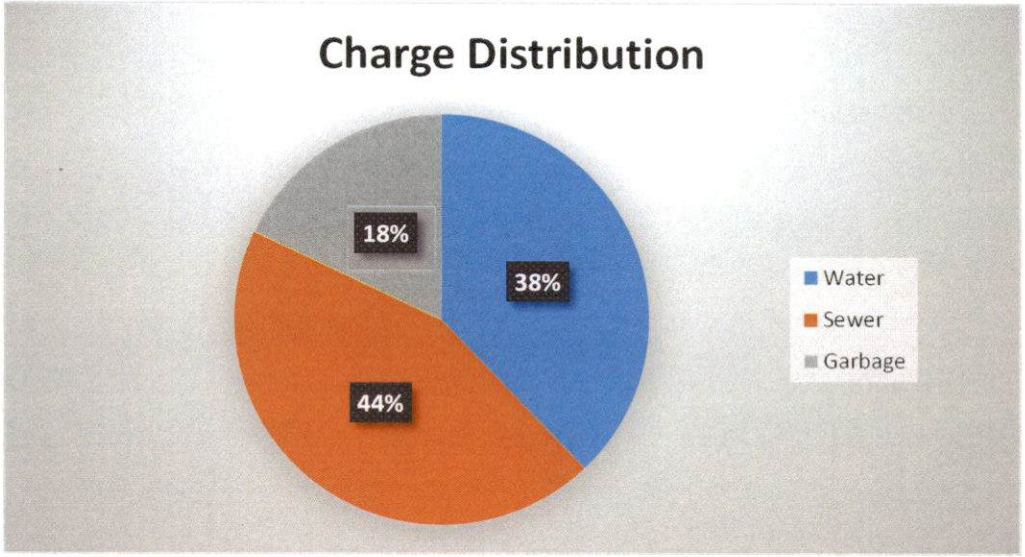

Revenue Collected

Utilities	$1,470,375.29
Development Services	$559,223.06
Public Works	$253,266.34
Fire Department	$240,433.96
City Utility Accts.	$114,440.47
Miscellaneous Revenues	$71,586.85
Parks & Recreation	$13,850.00
Police Deparment	$10,412.47
Senior Center Meals - WACOG	$2,364.83
Total	$2,735,953.27

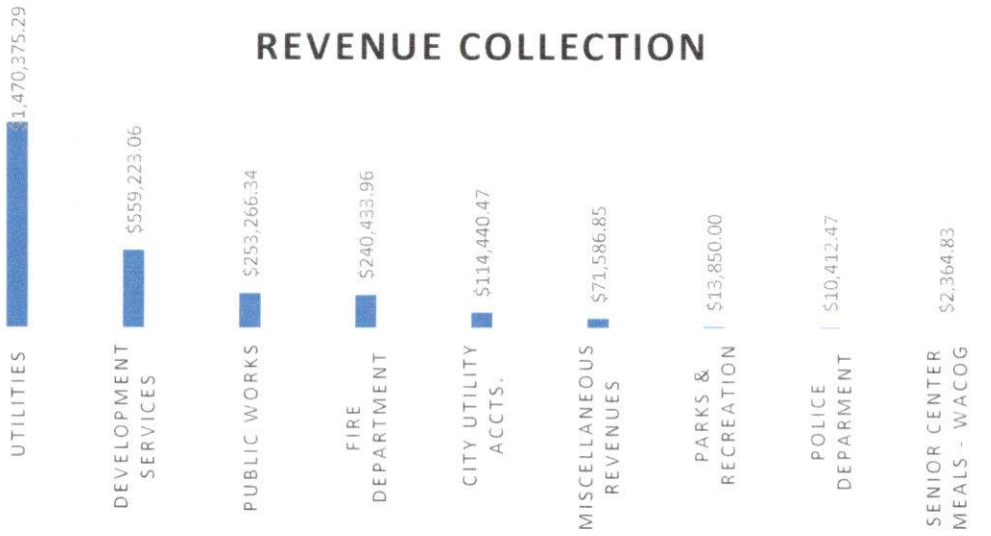

Billing and Collections Monthly Report

Total Receipts

Customer Service Reps		
Cash		1130
Checks		235
Debit/Credit		1250
	Total	2615
XpressBillPay		
E-Check		2820
Credit/Debit		3940
	Total	6760
Kiosk		
Cash		73
Credit/Debit		164
	Total	237

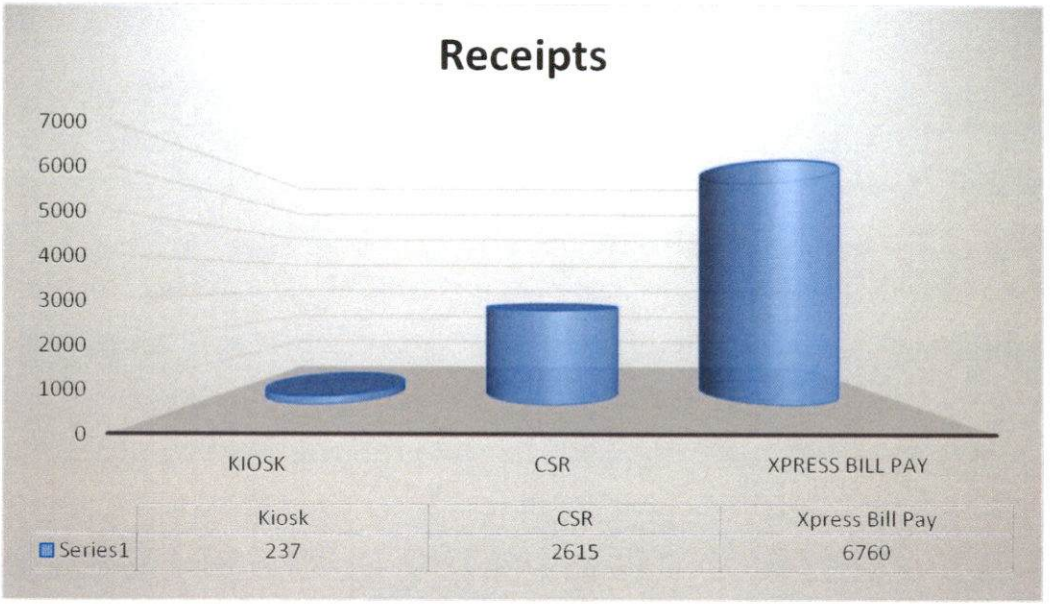

Meter Reader Technicians

Move-In Accounts	83	Delinquent Notices	1130
Garbage Related	167	Past Due Balance Reminders	471
Move-Out Accounts	33	Payment Arrangements	134
Water Related	293	Disconnections	87

Utility Assistance Program

Our funds for the utility assistance program has depleted its budget.

Water Conversion

Accounts Converted	692
Non-converted Accounts	169

Collections

Accounts sent to collections		14	Accounts paid		3
Balance trasnferred to Collections	$	1,607.63	Amount paid	$	357.09
Total Accounts on Collections		284	Total Accounts paid		120
Total Amount	$	36,870.51	Amount Collected	$	12,139.58

Billing and Collections Monthly Report

Paperless Billing

Paper Billing	4204
Paperless Billing	5502
Accounts on Autopay	2314

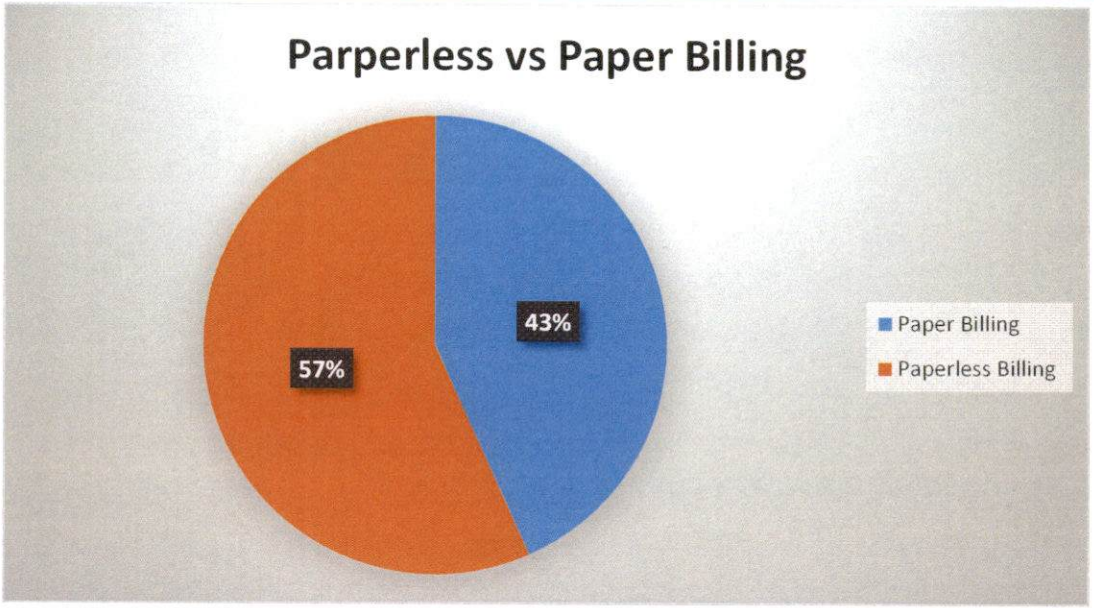

BUSINESS LICENSE

Licenses Issued	
Cottage Food Op.	2
Gen. Contractor	6
General Taxi	1
IOP	4
Liquor	1
Mobile Cart	2
Professional	1
Retail & Gen Business	8
Special Event	5
Yard Sale	46
Total	76



CITY OF SAN LUIS

DEVELOPMENT SERVICES DEPARTMENT

.P&Z . BUILDING SAFETY . CODE ENFORCEMENT . GIS .

OPERATIONS MONTHLY REPORT

October 2026

Planning and Zoning Activity

	Jul-26	Aug-26	Sep-26	Oct-26	Nov-26	Dec-26	Jan-27	Feb-27	Mar-27	Apr-27	May-27	Jun-27
s - Residential				2								
-Commercial/Industrial												
-Residential												
-Commercial/Industrial												
ns -Residential												
-Commercial/Industrial												
plication -Residential												
-Commercial/Industrial												
-Minor Amendment				1								
-Major Amendment												
tion -Preliminary Plat		1										
-Final Plat Application	1											
	1											
mit												
Meetings												
blic Hearings												
	2	**1**	**0**	**3**	**0**	**0**	**0**	**0**	**0**	**0**	**0**	**0**

s - Residential				$ 2,100.00								
-Commercial/Industrial												
-Residential												
-Commercial/Industrial												
ns -Residential												
-Commercial/Industrial												
plication -Residential												
-Commercial/Industrial												
-Minor Amendment				$ 1,500.00								
-Major Amendment												
tion -Preliminary Plat		$ 1,544.00										
-Final Plat Application	$ 1,024.00											
	$ 400.00											
mit												
blic Hearings												
0-48000)	**$ 1,424.00**	**$ 1,544.00**	**$ -**	**$ 3,600.00**	**$ -**	**$ -**	**$ -**	**$ -**	**$ -**	**$ -**	**$ -**	**$ -**

Building Safety Activity

	Jul-26	Aug-26	Sep-26	Oct-26	Nov-26	Dec-26	Jan-27	Feb-27	Mar-27	Apr-27	May-27	Jun-2
	35	23	26	14								
	3	2	3	2								
			1	2								
fee)												
	38	**25**	**30**	**18**	**0**	**0**	**0**	**0**	**0**	**0**	**0**	
	$ 9,598,704.00	**$ 6,183,079.00**	**$ 7,489,277.00**	**$ 3,870,038.00**								
	1	1		4								
	1		1									
		1										
s												
	2	**2**	**1**	**4**	**0**	**0**	**0**	**0**	**0**	**0**	**0**	
	$ 158,000.00	**$ 23,001,000.00**	**$ 10,000.00**	**$ 24,838,560.00**								
	0	1	3									
	2	1		1								
	1	2										
	3			2								
		1	1	1								
	1	1	2									
	1	1		1								
	2	1		1								
	16	7	7	1								
	2	2		1								
	28	**17**	**13**	**8**	**0**	**0**	**0**	**0**	**0**	**0**	**0**	
	$ 1,215,362.62	**$ 719,848.32**	**$ 500,537.08**	**$ 776,722.00**								
	68	**44**	**44**	**30**	**0**	**0**	**0**	**0**	**0**	**0**	**0**	
	$ 10,972,066.62	**$ 29,903,927.32**	**$ 7,999,814.08**	**$ 29,485,320.00**	**$ -**	**$ -**	**$ -**	**$ -**	**$ -**	**$ -**	**$ -**	**$**

Certificates of Occupancy

	Jul-26	Aug-26	Sep-26	Oct-26	Nov-26	Dec-26	Jan-27	Feb-27	Mar-27	Apr-27	May-27	Jun-27	Total
Certificates of Occupancy													
Residential - new	19	23	25	26									93
Multi-Family - new													0
MH - Ground Set													0
MH - Pit Set													0
RV - Ground Set													0
Commercial-Change of Occ.													0
Commercial-New	1	1	3	1									6
MH Commercial - Ground Set													0
MH commercial - Pit Set													0
Total Certificates of Occupancy	**20**	**24**	**28**	**27**	**0**	**0**	**0**	**0**	**0**	**0**	**0**	**0**	99
Certificates of Completion													
Residential Remodel	3	11	1	8									23
Multi-Family													0
MH - Ground Set													0
MH - Pit Set													0
RV - Ground Set													0
Commercial Remodel				1									1
MH Commercial - Ground Set													0
MH commercial - Pit Set													0
Total Certificates of Completion	**3**	**11**	**1**	**9**	**0**	**0**	**0**	**0**	**0**	**0**	**0**	**0**	24
	23	35	29	36	0	0	0	0	0	0	0	0	**123**

*All new construction (residential/commercial/industrial) receives a **Certificate of Occupancy** when the building has cleared all inspections and is ready to be occupied.*

*Any remodels, renovations, additions, or other construction (residential/commercial/industrial) receives a **Certificate of Completion** when the building has cleared all inspections. and is ready to be occupied. This may also be referred to as a **Certificate of Zoning Compliance** .*

Bldg Safety Fees

	Jul-26	Aug-26	Sep-26	Oct-26	Nov-26	Dec-26	Jan-27	Feb-27	Mar-27	Apr-27	May-27	Ju
	$ 84,260.00	$ 149,138.00	$ 60,320.00	$ 144,244.00								
	$ 11,518.00	$ 38,449.40	$ 4,019.80	$ 35,523.56								
	$ 403.00	$ 108.00	$ -	$ 100.00								
	$ 100.00	$ 100.00	$ -	$ 220.00								
		$ 1,065.00	$ 260.00	$ 260.00								
	$ 739.20	$ 4,415.00	$ -									
	$ 2,600.00	$ 2,050.00	$ 1,650.00	$ 150.00								
		$ 50.00	$ -									
)	**$ 99,620.20**	**$ 195,375.40**	**$ 66,249.80**	**$ 180,497.56**	$ -	$ -	$ -	$ -	$ -	$ -	$ -	$
3010)	$ 16,950.00	$ 16,350.00	$ 11,700.00	$ 9,350.00								
.15)	$ 16,200.00	$ 11,250.00	$ 11,700.00	$ 6,300.00								
	$ 33,150.00	**$ 27,600.00**	**$ 23,400.00**	**$ 15,650.00**	$ -	$ -	$ -	$ -	$ -	$ -	$ -	$
5)	$ 66,007.00	$ 57,084.00	$ 44,096.00	$ 90,997.00								
	$ 44,415.00	$ 42,715.00	$ 32,994.00	$ 60,062.00								
	$ 66,036.08	$ 74,592.64	$ 48,724.00	$ 26,236.00								
5)	$ 60,203.44	$ 108,918.65	$ 44,226.00	$ 116,216.00								
19)	$ 53,293.48	$ 163,902.48	$ 38,220.00	$ 20,580.00								
.019)	$ 46,479.52	$ 128,524.84	$ 33,826.00	$ 18,214.00								
	$ 336,434.52	**$ 575,737.61**	**$ 242,086.00**	**$ 332,305.00**	$ -	$ -	$ -	$ -	$ -	$ -	$ -	$
		$ 400.00	$ 80.00									
		$ 50.00	$ 50.00									
	$ 150.00	$ 400.00	$ -	$ 100.00								
Order)				$ 100.00								
ants												
	$ 150.00	**$ 850.00**	**$ 130.00**	**$ 200.00**	$ -	$ -	$ -	$ -	$ -	$ -	$ -	$
	$ 469,354.72	**$ 799,563.01**	**$ 331,865.80**	**$ 528,652.56**	$ -	$ -	$ -	$ -	$ -	$ -	$ -	$

es remodel applications for which plan review fee has been collected, but projects have not yet received approval or had permits issued.

Code Enforcement

	Jul-26	Aug-26	Sep-26	Oct-26	Nov-26	Dec-26	Jan-27	Feb-27	Mar-27	Apr-27	May-27	Jun-27	Total
Cases Opened	24	29	25	16									
Investigations	10	10	8	2									
First Notice	23	22	21	11									
Second/Final notices	5	7	6	2									
Cases Closed due to compliance	20	45	23	19									
Citations Given	0	0	1	1									
Court Appearances	0	0	0	1									
Stop Work Orders	3	0	0	0									
Abatement Notice	0	0	0	0									

GIS

	Jul-26	Aug-26	Sep-26	Oct-26	Nov-26	Dec-26	Jan-27	Feb-27	Mar-27	Apr-27	May-27	Jun-26
FORMAL GIS REQUESTS	23	22	32	26								
ADDRESS VERIFICATION LETTERS		1										

GIS PROJECTS: **Finished Code Enforcement Survey for Possible Violations**

ECONOMIC DEVELOPMENT
CITY OF SAN LUIS, ARIZONA

OCTOBER 2026 REPORT

1. BUSINESS ATTRACTION

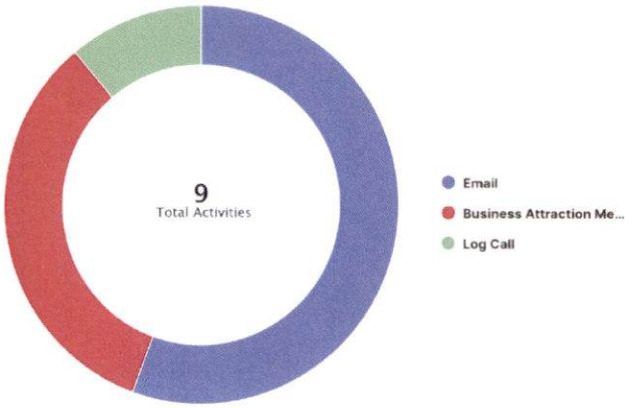

Figure 1: Business Attraction Activities by Type

The Economic Development Department continued implementing the City's Business Attraction Program through direct prospect engagement, industrial recruitment, site-selection assistance, and regional partnerships.

- Recorded nine (9) business attraction activities in the CRM, including five emails, three formal business attraction meetings, and one logged call.
- Participated in The Battery Show in Detroit, Michigan, engaging with advanced manufacturing and battery technology companies exploring potential investment opportunities.
- Conducted meetings with three industrial prospects to discuss manufacturing expansion opportunities in San Luis.
- Identified potential industrial facility requirements totaling up to 200,000 square feet across two documented prospects.
- Continued follow-up coordination regarding industrial properties, infrastructure availability, workforce requirements, and potential development incentives.

BUSINESS ATTRACTION METRICS	AUGUST 2026
Business Attraction Meetings	3
Initial Contacts	3
Follow-Up Engagements	1
Active Prospects	1
Building Square Footage Requested	200,000 SF





ECONOMIC DEVELOPMENT
CITY OF SAN LUIS, ARIZONA

OCTOBER 2026 REPORT

2. BUSINESS RETENTION AND EXPANSION (BRE)

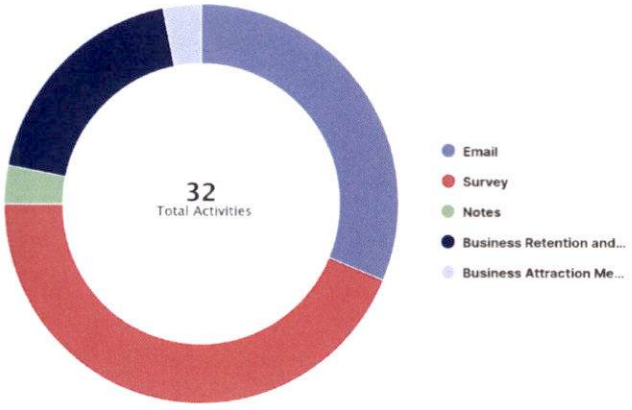

Figure 2: BRE Activities by Type

The Department continued implementation of the City's Business Retention and Expansion (BRE) Program through business outreach, direct engagement, identification of business needs, and coordination with regional economic development partners.

- Continued outreach to existing businesses through the City's CRM platform, providing information on business assistance programs, available resources, and opportunities for expansion.
- Coordinated with existing businesses and regional partners to identify commercial and industrial space requirements and potential opportunities for business growth.
- Continued engagement with the Greater Yuma Economic Development Corporation (GYEDC), Yuma County Chamber of Commerce, and other regional organizations to support existing businesses and strengthen the local economy.
- Participated in discussions regarding affordable housing development and workforce needs in San Luis, recognizing the importance of housing availability in supporting business retention and workforce attraction.
- Continued coordination with regional workforce development partners to connect businesses with training programs, employment resources, and workforce development opportunities.





ECONOMIC DEVELOPMENT
CITY OF SAN LUIS, ARIZONA

OCTOBER 2026 REPORT

3. SMALL BUSINESS DEVELOPMENT

The Department continued supporting entrepreneurship and small business development through the San Luis Business Incubator, partnerships with business assistance organizations, and ongoing improvements to the City's small business programs.

- Advanced revisions to the San Luis Business Incubator Program's policies and procedures, including proposed rental rates, application processing fees, tenant recruitment procedures, and business development requirements.
- Participated in the Arizona Western College Small Business Development Center's Pitch Competition, supporting entrepreneurship and providing opportunities for emerging businesses to present their concepts and connect with business development resources.



4. GRANTS

The Department continued coordinating grant-funded initiatives, administering existing awards, and pursuing additional funding opportunities supporting economic development, infrastructure, downtown revitalization, and community investment.

- Secured $50,000 through Arizona Public Service's Focused Future Program to support development of a five-year Economic Development Strategic Plan. The City Council approved a professional services agreement with TIP Strategies, with the planning process scheduled to begin in January 2027.
- Continued implementation and coordination of the GM on Main Street Grant, including project planning meetings and design activities associated with the proposed artistic crosswalks and traffic-calming improvements at Main Street and B Street.
- Initiated coordination regarding potential brownfields assessment funding to support the identification, evaluation, and future redevelopment of vacant and underutilized properties in San Luis.

5. OTHER ACTIVITIES

- Partnered with OneAZ Credit Union to host the Aspirations in San Luis event on October 29, highlighting the City's economic growth, ongoing infrastructure investments, business development initiatives, and future opportunities for commercial and industrial investment.
- Continued coordination on the nomination of two proposed National Register of Historic Places districts, including the Main Street Commercial Historic District and North Cesar Chavez Residential Historic District, to support historic preservation and downtown revitalization efforts.

CITY OF SAN LUIS

ENGINEERING DEPARTMENT

MONTHLY REPORT

October 2026

CITY PROJECTS

Current status of active City engineering projects for October 2026.

PROJECT	PHASE	CURRENT STATUS
10th Ave - Cesar Chavez Blvd to County 22nd St	Environmental Clearance	Environmental clearance & right of way.
6th Ave - Union St to County 22nd St	Design	Currently under design - 60% complete.
Union St & 4th Ave Intersection	Design	95% complete; coordinating utility clearance.
Avenue F - San Luis Ln to Cesar Chavez Blvd	Environmental Clearance	Environmental clearance & right of way.
Merrill Ave Improvements - Phase 2	Closeout	Project closeout and Ribbon Cutting.
Lakin Dr & Highway 95 Roadway Improvements	Closeout	Project closeout.
Cesar Chavez Blvd Project	Construction	ADOT project is currently under construction.
Sidewinder Street Lighting Improvements	Coordination	Coordinating with APS.
Well Site 6 - Booster Station	Bidding	Project has been awarded. Council Meeting on October 28.
Well Site #3 Tank Rehabilitation	Construction	Currently under construction.
Well Site #3 Electrical & Civil Upgrade	Design / Bidding	Civil under design. Electrical has been awarded. Council Meeting October 28.
Well Site #4 Tank Rehabilitation	Bidding	Project has been awarded. Council Meeting on October 14.
Lift Station 300 SFM	Closeout	Final walkthrough. Project Closeout.
High School Lift Station Generator	Pre-Construction	Pre Construction phase.
Highway 95 Waterline	Design	Currently under design.
ADWR - Assured Water Supply	Study	Currently under study/modeling phase.
Wastewater Master Plan	Coordination	Coordinating scope with consultant.
Pedestrian HAWK Crossing Relocation	Coordination	Coordinating scope with consultant.
City Arterial Roads Speed Limit Study	Coordination	Coordinating scope with consultant.
POE Traffic Study	Design / Study	Currently under design / Study

Subdivisions/Commercial Projects & Permits

Subdivision, commercial development, and encroachment permit activity.

SUBDIVISION / COMMERCIAL PROJECT	STATUS
Southwest Arizona Industrial Subdivision Phase 2	Under Construction
Orchidea Park Subdivision – Phase 1	Under Construction
Orchidea Park Townhomes	Under Construction

ENCROACHMENT PERMITS

PERMIT	PROJECT / SCOPE
EP-2027-11	Harvest Prep – Underground Utility's
EP-2027-10	911 Stair Climb Memorial Event – PEPP
EP-2027-18	Border Health Medical Center – Underground Utility's

ENGINEERING DEPARTMENT (Other Tasks)

PLAN & SUBMITTAL REVIEWS

The team has thoroughly reviewed miscellaneous design plans and submittals for both City infrastructure projects and private developments.

Meetings

The team attends coordination meetings focused on roads, water, sewer, and traffic signal improvements, contributing to the planning and design stages.

Support for Other City Departments

The team has also provided ongoing support to other City Departments as needed, ensuring smooth interdepartmental collaborations and project progress.

Pictures – City Projects

Merril Avenue Phase 2



Lift Station 300 Force Main





Pictures – City Projects

Cesar Chavez Blvd (ADOT)





Southwest Arizona Industrial Subdivision





Pictures – City Projects

Orchidea Park Subdivision Phase 1 & Orchidea Townhomes Phase 1





MONTHLY REPORT

CITY OF SAN LUIS
FIRE DEPARTMENT

October 2026

EMERGENCY RESPONSES 911

SLFD contributes to the mission of protecting our citizens by responding to calls for service within the City of San Luis. Most calls for service are for emergencies such as structure fires, medical emergencies, vehicle accidents, hazardous material incidents, and other life-threatening situations. We also respond to a variety of non-emergency situations that involve assisting our community during their time of need.

October 2026

TOTAL FIRE INCIDENTS	
Commercial Fires	0
Residential Fires	0
Vehicle Fires	0
False Alarm	8
Other Fires	4
Total Fire Incidents	12

EMS ENCOUNTERS	
Refusals	31
Transport by SLFD	340
Transport by other	4
No patient contact	7
Total Transports	382
Total EMS Encounters	375

False Alarms	8
Fire Drills	0
Hazmat Incidents	1

Public Assistance	44
Community Paramedicine	13

MUTUAL AID EMS TRANSPORTS

This service plays a vital role in providing proficient public safety for the community. Through agreements with other fire agencies in Yuma County, fire departments can aid each other during emergencies that surpass local resources, such as mass casualty events or structure fires. SLFD often provides and receives mutual aid from the neighboring Somerton Cocopah Fire Department and Rural Metro Fire Department

Mutual Aid Provided:	
County	0
Somerton	0
Mexico	0
Received:	
SLM1	20
SLM2	51
SLM3	68
SLM4	15
SLM5	37
SLM6	59
Somerton	2
HELO	2
Rural Metro	0
Yuma	0
Total Transports	254



DEPARTMENT SERVICES & COMMUNITY OUTREACH

The San Luis Fire Department (SLFD) takes great pride in serving the residents of our community. Beyond providing emergency medical and fire response services, SLFD is committed to public safety and education through a variety of programs and outreach efforts.

October 2026

- **Residential Inspections:**

  Station 1: 32 Station 2: 17

- **Community Paramedicine: 2**
- **AWC EMT Ride-Along Program: 16**
- **Senior Center Blood Pressure Checks**: 3
- **Heart saver Classes (CPR): 4**
- **Community Events: 0**

CREWS

A Crew

- 10/22: SOUTHWEST JUNIOR HIGH SCHOOL- Guest Speaker Presentation

B Crew

- 10/02: DESERT VIEW ELEMENTAR- Career Exploration Fair

C Crew

- **10/14: LIL WONDER PRESCHOOL- Presentation to preschool students**

FIRE INSPECTOR

- **Commercial Inspections: 15**
- **Suppression System Test: 1**
- **Meetings: 31**



MONTHLY TRAINING REPORT

Station No. 1 A-Crew Captain M.Gomez and E.Ramirez

Date	Subject	Time	Instructor	Total Hours
10/04/2026	Hose Evolutions: deployed and reloaded minute-man and 6/12 crosslay	1000 - 1200	Ramirez	2
10/06/2026	Evolution: Establish water supply and deploy a 2.5" crosslay with Keenan Loop, evolution was performed by 2 firefighters at a time. Driver/Operator: Scenario included troubleshooting a loss of water supply. Operator recognized the lost a water supply, opened tank-to-pump to mitigate.	1300 - 1500	Ramirez Gomez	2
10/08/2026	Reviewed Incident Command target items, Responding, size up, 360, IAP, assignments, followed by decision making based on mock scenario given. Timed Evolution: firefighters established a 4" LDH water supply, followed by deploying a 2.5" crosslay w/ keenan loop for defensive attack.	1700 – 1800 2000 - 2100	Gomez Ramirez	2
10/15/2026	Company Training. VEIS: Scenario given to firefighters, they performed VEIS, located victim and	1300 - 1500	Gomez	2

	rescued victim through window prop.			
10/17/2026	Company Training: Scenerio/evolution. Acting Captain established command, practiced scene size up, 360, IAP, and assignments. Firefighters deployed a 1.5" attack line for offensive attack, Exposures protected via 2.5" line with Keenan Loop. Water supply established with (2) 2.5" supply lines due to Hydrant 4" discharge being out of service.	1000 - 1200	Gomez Ramirez	2
10/22/2026	Engine 1 minute-man deployment. Firefighters deployed the 1.5" line and reloaded hose onto the bed of Engine 1.	1400-1600	Gomez Rodriguez	2
10/24/2026	Confined Space confidence course. Firefighters participated in maze, simulated injury to a firefighter that had to be pulled out from the course.	1000 - 1200	Gomez	2
10/26/2026	Timed hose evolution. Firefighters deployed 4" LDH supply, made hydrant connection, then deployed 2.5" Crosslay, extended and flowed water.	1700 - 1900	Ramirez Gomez	2

Monthly Training Report

Station No. 2 **A-Crew** **Captain J. Gonzalez**

DATE	SUBJECT	TIME	INSTRUCTOR	TOTAL HOURS
10/04/2026	TABLETOP REVIEW OF MAYDAY DEPARTMENT POLICY.	0900 TO 1100	GONZALEZ	2 HOURS
10/06/2026	REVIEW RIT BAG SKILLS AND PROACTIVE TASKS.	930 TO 1130	GONZALEZ	2 HOURS
10/08/2026	RIT BAG PACKS ARE USED IN SEARCH AND RECUSE OPERATIONS.	0900 TO 1100	GONZALEZ	2 HOURS
10/13/2026	BUDDY BREATHING SWAP- EMERGENCY SWAP OR CROSS FILLING CONNECTION ONLY AS LAST RESORT OPERATIONS.	0900 TO 1100	GONZALEZ	2 HOURS
10/15/2026	TWO FIREFIGHTER SEARCH AND RESCUE /PRIMARY AND SECONDARY SEARCH/ACTIVATION OF MAYDAY SCENARIO	0900 TO 1100	LOPEZ/	2 HOURS
10/17/2026	. DONNING SCBA USING COAT METHOD UNDER 1.30 MINUTES.	930 TO 1130	J. GONZALEZ/ LOPEZ	2 HOURS
10/22/2026	LDH ADAPTER TRAINING/AND PUMPING OPERATION AT LOCAL PARK.	0900 TO 1100	GONZALEZ	2 HOURS

10/24/2026 10/26/2026	HYDRANT EVOLUTION AND LDH WATER SUPPLY NEW ADAPTER ESSENTIAL PPE CHAPTER TEST/ DOFFING PPE WITH IN 1 MINUTE COOP STUDENT.	0900TO1100 0900TO 1100	RAMIRO GONZALEZ	2 HOURS 2 HOURS
10/31/2026	LADDER COMPANY PRE-CONNECT HOSE LAYS	0900 TO 1100	I. LOPEZ DIAZ	2 HOURS

Monthly Training Report

Station No. 1 **B-Crew** **Captains E. Castro and C. Ofalla**

Date	Subject	Time	Instructor	Total Hours
10/07/2026	RIT/ Doffing off gear from a down/unresponsive FF	0930-1130	E. Castro/M. Pinon	2
10/09/2026	Search and Rescue a down FF. Fire attack/ RIT operations and radio communication	0900-1200	J. Phillips/ V. Navarrete	3
10/16/2026	Command Training and Radio Communications	1300-1500	E. Castro	2
10/16/2026	EMS Cardiac Arrest Review/ ROSC Procedures/ Familiarization with new ROSC Tab on Imagetrend	1500-1630	E. Castro	1.5
10/18/2026	CPAT and Map Test review for Probationary Firefighters	0900-1100	C. Ofalla/ E. Castro	2
10/20/2026	Vehicle Stabilization Proficiencies videos/ D. Torres presentation on Fire School Extrication Class	1330-1600	E. Castro/ D. Torres	3
10/25/2026	Hoisting Operations	0900-10:30	E. Castro	1.5
10/27/2026	Live Fire Training (Command; RIT; Fire Attack; Communications)	0900-1230	J. Morris/ C. Ofalla	3.5
10/29/2026	Vehicle stabilization using airbags, cribbing and rescue 42's.	0930-1030	J. Phillips/ C. Ofalla	1

Monthly Training Report

Station No. 2 **B-Crew** **Captain R. Solis**

Date	Subject	Time	Instructor	Total Hours
10/02/26	Ladder Truck Ladders/Tools	1000-1200	 Michael O'Dell	2.0
10/07/26	Fire Hose Loads & PPE SLL2	1300-1500	Louie Carlos	2.0
10/09/26	Haz-Mat- Case study videos	1000-1200	Louie Carlos	2.0
10/11/26	Ventilation Videos and tools SLL2	1300-1600	Louie Carlos Manny Flores	3.0
10/16/26	SLL2 Areial Training	1100-1300	Francisco Silva Mikey O'Dell	2.0
10/20/26	Extrication Online Videos	1300-1500	Louie Carlos	2.0
10/27/26	Search and rescue videos	1300-1500	Louie Carlos	2.0
10/29/26	Fire Behavior Online videos	1000-1200	Louie Carlos	2.0

Monthly Training Report

Station No. 1 C-Crew Captains: R. Rodarte and S.Estrada

Date	Subject	Time	Instructor	Total Hours
10/04/2026	Hose Evolutions: deployed and reloaded minute-man and 6/12 crosslay	1000 - 1200	Ramirez	2
10/06/2026	Evolution: Establish water supply and deploy a 2.5" crosslay with Keenan Loop, evolution was performed by 2 firefighters at a time. Driver/Operator: Scenario included troubleshooting a loss of water supply. Operator recognized the lost a water supply, opened tank-to-pump to mitigate.	1300 - 1500	Ramirez Gomez	2
10/08/2026	Reviewed Incident Command target items, Responding, size up, 360, IAP, assignments, followed by decision making based on mock scenario given. Timed Evolution: firefighters established a 4" LDH water supply, followed by deploying a 2.5" crosslay w/ keenan loop for defensive attack.	1700 – 1800 2000 - 2100	Gomez Ramirez	2
10/15/2026	Company Training. VEIS: Scenario given to firefighters, they performed VEIS, located victim and	1300 - 1500	Gomez	2

	rescued victim through window prop.			
10/17/2026	Company Training: Scenerio/evolution. Acting Captain established command, practiced scene size up, 360, IAP, and assignments. Firefighters deployed a 1.5" attack line for offensive attack, Exposures protected via 2.5" line with Keenan Loop. Water supply established with (2) 2.5" supply lines due to Hydrant 4" discharge being out of service.	1000 - 1200	Gomez Ramirez	2
10/22/2026	Engine 1 minute-man deployment. Firefighters deployed the 1.5" line and reloaded hose onto the bed of Engine 1.	1400-1600	Gomez Rodriguez	2
10/24/2026	Confined Space confidence course. Firefighters participated in maze, simulated injury to a firefighter that had to be pulled out from the course.	1000 - 1200	Gomez	2
10/26/2026	Timed hose evolution. Firefighters deployed 4" LDH supply, made hydrant connection, then deployed 2.5" Crosslay, extended and flowed water.	1700 - 1900	Ramirez Gomez	2

MONTHLY TRAINING REPORT

Station No. 2 **C-Crew** **Captain C. Mora**

Date	Subject	Time	Instructor	Total Hours
10/01/2026	RAPID INTERVENTION FIREFIGHTER SURIVAL. RIT tools, duties and tasks on fireground. YouTube video and crew discussion.	0900-1100	C.MORA	2.0
10/05/2026	RAPID INTERVENTION FIREFIGHTER SURIVAL. RIT tools, duties and tasks on fireground. YouTube video and crew discussion.	1000-1200	C.MORA	2.0
10/12/2026	RAPID INTERVENTION FIREFIGHTER SURIVAL. RIT tools, duties and tasks on fireground. YouTube video and crew discussion.	1000-1200	C.MORA	2.0
10/14/2026	RAPID INTERVENTION FIREFIGHTER SURIVAL. RIT BAG REVIEW PRECONNECTS SLL-2	0900-1100	CMORA	3.0
10/19/2026	RAPID INTERVENTION FIREFIGHTER SURIVAL. Mayday situations, radio traffic channels radios, portables and mobiles capabilities.	0900-1200	C.MORA	2.0
10/21/2026	RAPID INTERVENTION FIREFIGHTER SURIVAL. Mayday situations, radio traffic channels, radios, portables and mobiles capabilities.	0900-1100	C.MORA	2.0
10/28/2026	RAPID INTERVENTION FIREFIGHTER SURIVAL. RIT bag review on,	0900-1100	C.MORA	2.0

	SCBA malfunction emergency procedures.			
10/30/2026	RAPID INTERVENTION FIREFIGHTER SURIVAL. & PRECONNECTS SLL-2 RIT bag review on, SCBA malfunction emergency procedures.	0900-1200	C.MORA	3.0

CITY OF SAN LUIS, AZ
HUMAN RESOURCES DEPARTMENT
YOUR FUTURE BEGINS HERE.

MONTHLY OPERATIONS REPORT

HUMAN RESOURCES & RISK MANAGEMENT

October 2026

CITY OF SAN LUIS | 800 E Cesar Chavez Blvd. San Luis, AZ 85349 | www.sanluisaz.gov

TOTAL WORKFORCE		
Council members		7
Regular Full-time employees		341
Regular Part-time employees		7
Temporary Full-Time		0
Temporary Part-Time		1
Seasonal		0
Volunteers		3
Chaplains	3	
Volunteers	0	
CTE Program participants		6
EMS Ride Along	0	
Fire Co-Op	6	
Internship	0	
Work-study employees		0
Temporary Staffing agencies		6
Internships		4
AZ@WORK	3	
San Luis High School	1	
Mentorships		0
TOTAL		**375**

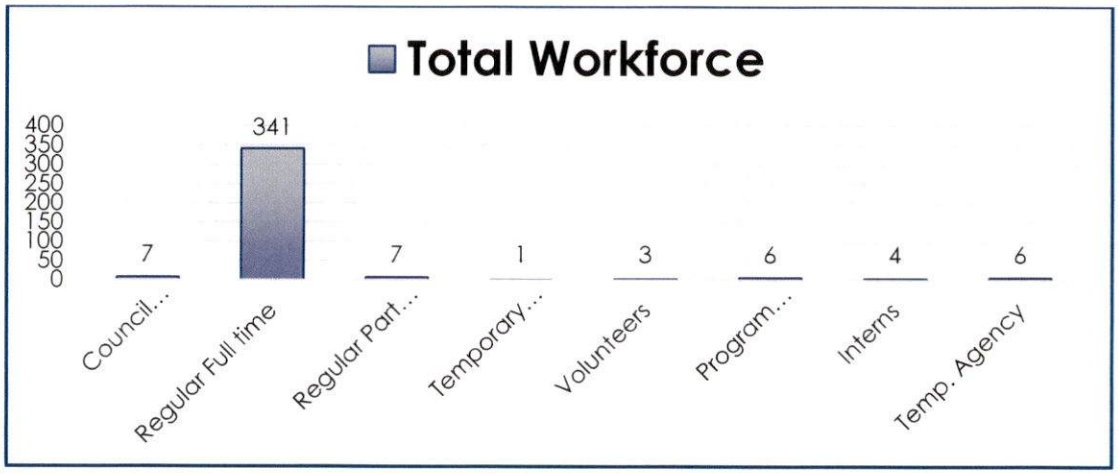

WORKFORCE TURNOVER

New Hires		Terminations	
Employment Type	**Quantity**	**Employment Type**	**Quantity**
Regular (FT)	6	Resignations (FT- Regular)	7
Regular (PT)	0	Resignations (PT- Temporary)	1
Temporary /Seasonal (PT)	0	Dismissals (FT- Regular)	1
Elected Officials	0	End of Appt. (Elected official)	0
Internships	1	End of Seasonal Appt (PT)	5
Temp. Staffing Agency	1	Temp. staffing agency	1

Turnover Rate for October 2026: 2.35%

Turnover Rate for October 2025: 0.28%

Total Turnover Monthly Difference: 2.07%

TALENT ACQUISITION

RECRUITMENT ACTIVITY

Previous Job Postings	New Job Postings	Applicants	Interview Sets	Total # of Interviewees	Total Hires/ Rehires	Promotions/ Conversions	Requisitions Filled
15	12	156	6	22	6	4	3

Physical Agility Test Police	Written Exam Police	Dispatcher Typing Test	Physical Agility Test Lifeguard	Written Exam Fire
Passed – 8	Passed – 5	Passed – 3	Passed – 0	Passed - 0
Fail - 2	Fail – 2	Failed – 0	Fail – 0	Fail – 0

Vacancies by Department

Department	Job Title	# of Vacancies
Administration	Deputy City Manager *	1
City Attorney	City Attorney	1
	Assistant City Attorney	1
Development Services	GIS Technician	1
	Associate Planner	1
Human Resources	HR Coordinator Talent Acquisition	1
	HR Coordinator Training & Dev.	1
Information Technology	IT Specialist	1
Finance	Accounting Analyst	1
Parks and Recreation	Maintenance Technician I	2
	Maintenance Specialist	1
	Driver	1
	Programs Coordinator	1
	Special Events Coordinator	1
Police	Police Communication Officer	3
	Police Officer	6
	Transit Enforcement Officer	1
Public Works	Maintenance Technician II (HURF)	4
	Lead Mechanic	1
	Building Maintenance Technician	1
	Maintenance Specialist (HURF)	1
	Wastewater Operator III	1
	Wastewater Operator I	3
	Water Operator I	1
	Facilities Supervisor *	1
	Heavy Equipment Operator	3
	Mechanic	1
	Water Operator Apprentice	1
Total Departments: 9	**Total Vacancies:**	**43**
* *These positions currently have an Acting Assignment*		

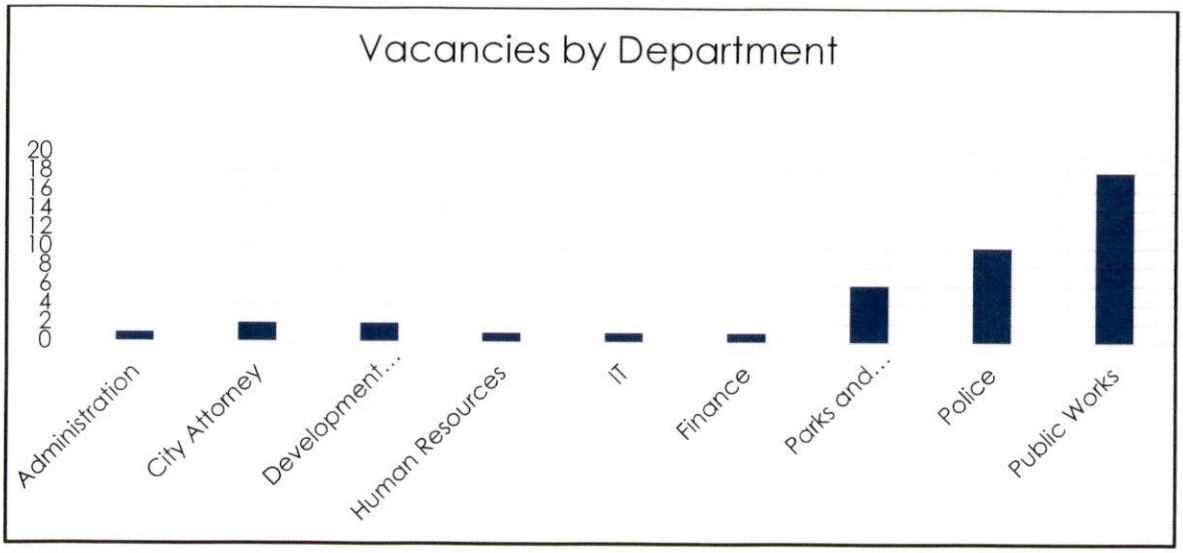

- **Partnerships**
  - **Yuma Union High School District**
    - Six (6) participants are active in the Fire Co-Op program.
    - One (1) intern is active at Municipal Court.

  - **AZ@Work**
    - Three (3) interns are active at Parks & Recreation, Public Works – Fleet, and City Administration.



BENEFITS ADMINISTRATION			
INSURANCE	ADDITIONS Enrollments from October	TERMINATIONS Effective October	TOTAL ACTIVE EEs
Health Insurance	6	6	347
VSP – Vision	3	6	334
Dental	4	6	336
FMLA Leave	3	4	10
Short-term Disability claims			2
ASRS Refund Applications		1	1
ASRS Retirement Applications		2	2

- **Benefit Orientation:** Two (2) sessions were conducted.
- **Claims Advocacy:** Five (5) claims were researched and sent to the Third-Party Claims Administrator for correct submission.

WELLNESS PROGRAM

- **Gym Membership**
  - Total of 57 active memberships
- **PINK-October:** HR invited employees to support cancer awareness by wearing pink on Wednesdays throughout the month. Merchandise was distributed to employees in support of the National Breast Cancer Foundation.



SPECIAL PROGRAMS

RECOGNITION / ENGAGEMENT

- **ERAP Nominations for 3rd Quarter closed.**
  - The Achievement and Customer Service awards will be presented at the upcoming council meeting on 11/10/26.
  - ERAP policy & procedures are pending HR Director approval.
  - BPG in Progress by HR Coordinator.
- **Employee Years of Service Awards**
  - A total of 26 eligible employees have been identified, with awards set to be distributed in November.
- **Halloween Contest Event**
  - HR encouraged employee engagement and participation by promoting the contest in two friendly competition categories. Contest winners and prizes will be announced in November.

TRAINING AND DEVELOPMENT

	Facilitators	Trainees and Department	Date	Total Training Hours
New Hire Orientation (Full-Time Hires)	Danya Carrasco	6 - PD, PW, PARD, Economic Dev	10/21/26 10/28/26	**4 H 30 M**
Benefits	Fernanda Castro	6 - PD, PW, PARD, Economic Dev	10/21/26 10/28/26	**3 H**
CTE Fire Co-Op Orientation	Pamela Tapia	1 - FD	10/5/26	**2 H**
Self Paced Training - Water Division Apprentice Training	Vector Solutions	4 – PW	10/21/26 10/26/26 10/29/26	**24 H**
HRIS Training	UKG	1 – HR	10/26/26 10/27/26 10/28/26 10/26/26	**8 H 30 M**
			TOTAL TRAINING HOURS:	**42 Hours**

TRAINING HOURS

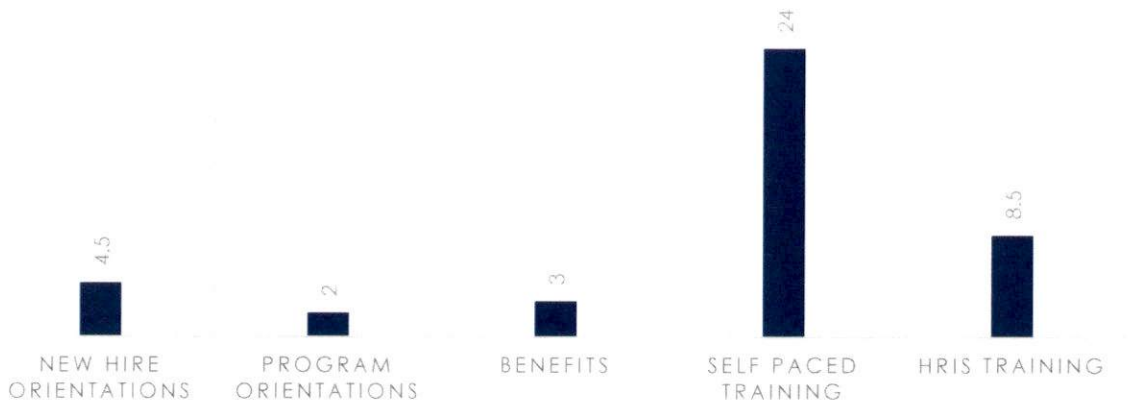

Professional Development Plan		
Department	**Quantity**	**PDP Type**
Police	1	Skills Development
Scholarships/Financial Agreements		
Police	2	Law Enforcement Training Academy
Tuition Reimbursement		
Police	1	Skills Development

- **Operator Apprenticeship Program – Water/Wastewater**
  - Final revisions to the Water Division training program are underway. Self-paced training and progress meetings have started. A total of 4 apprentices are active in the program – 2 in the Distribution track and 2 in the Treatment track.
  - The first meeting to review and revise the training plan for the Wastewater Division is pending.
- **Succession Program – Water/Wastewater**
  - Meeting to finalize the Water Division program is pending.
  - Meeting to start the review of Wastewater Division is pending.

COMPLIANCE/DATA ANALYTICS AND CLASS & COMP

- **Purchase Requisitions:** Five (5)
- **Employment Verifications:** Six (6)
- **Public Records Requests:** N/A
- **Conflict of Interest Audit:** Conflict of interest not identified; eight (8) Management Plans are in progress for disclosed family relationships to mitigate potential conflict risk.
- **Ongoing internal HR audit:** Eight (8) New Hire Personnel Files reviewed.
- **Public Works Department Certification Audit**
  - Flagger 1 certification audit was conducted for all Highway Users, Water, and Wastewater Divisions.
  - In collaboration with Risk Management, coordination of upcoming Traffic Control training opportunities is in process.
- **FY 27 Personnel Action Request Forms Audit**
  - All promotions and temporary assignment forms were reviewed to verify accurate exempt/non-except status and probationary periods, if applicable.
- **Finance Audits**
  - Reports requested from HR: SOC for 90 Degrees Benefits, IS-7 Management, and Stop Loss Insurance Summary
- **Ongoing maintenance of Public Safety Temporary Assignment:**
  - Five (5) active FTOs

EMPLOYEE RELATIONS

- **Exit interviews:** 4
- **Disciplinary Actions Administered:**
  - 1 - Dismissal

Personnel Action Requests (PAR)	Quantity
Resignations	8
Terminations	1
Temporary Assignment	2
Temporary FTO Assignment	3
End of Temp Assignment FTO	3

Personnel Action Requests (PAR) – Cont'd	Quantity
End of Seasonal Appointment	5
End of Temporary Assignment	1
End of Probation	3
New Hires	6
Promotion	4
Reclassification	2
Pay Rate Change	2
Other – Paramedic Incentive Pay	6
TOTAL:	46

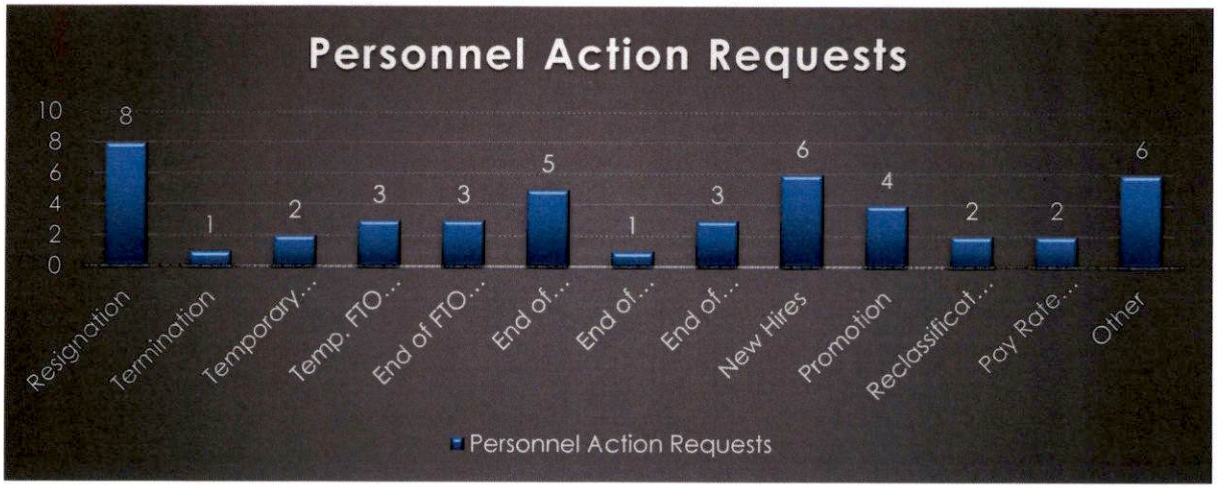

PERFORMANCE MANAGEMENT

Type of Evaluation		Evaluations Received*	Completed Evaluations**
Probationary		9	8
Mid-Term	2		
End of Probation	7		
Apprentice		0	0
Annual		9	8
		Total: 18	**Total: 16**

* *Evaluations Received* are evaluations sent to HR for review.
** *Completed Evaluations* are fully completed and ready to file.

RISK MANAGEMENT DIVISION

TOTAL CLAIMS REPORTED – OCTOBER 2026	
Injuries	7
Exposures	1
Auto Damages	3
Windshield Damages	1
Property Damages	0
Notice of Claims	0
Cyber Security Claims	0
TOTAL	12

TOTAL CLAIMS REPORTED – OCTOBER 2026

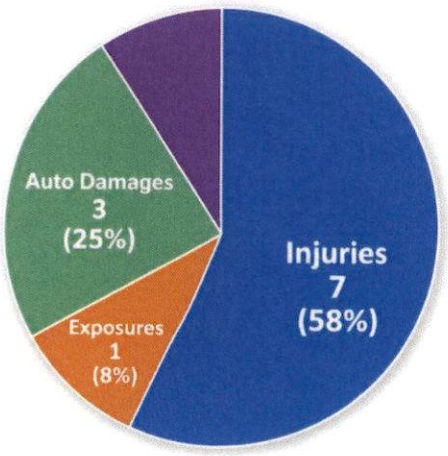

Claim Type	Number of Claims
Injuries	7
Exposures	1
Auto Damages	3
Windshield Damages	1
Property Damages	0
Notice of Claims	0
Cyber Security Claims	0
TOTAL	**12**

SAFETY INSPECTION / WALKTHROUGHS	
Date	**Location**
10/2	Economic Development Department
10/9	Fleet Department Follow-up Inspection
10/9	Wastewater Treatment Plant – West Follow-up Inspection
10/9	Wastewater Treatment Plant – East Plant Follow-up Inspection
10/15	ACT Center Building and Storage Area
10/22	Parks & Recreation – ADOSH PEPP Program Quarterly Inspection
10/22	Recreation Building – ADOSH PEPP Program Quarterly Inspection
10/22	Youth Center – ADOSH PEPP Program Quarterly Inspection
10/22	Cultural Center – ADOSH PEPP Program Quarterly Inspection

SAFETY TALKS		
IN-PERSON		
Date	**Department**	**Topic**
10/27	Water	Injury Reporting
10/28	Facilities	Injury Reporting
10/28	Wastewater	Injury Reporting
10/29	Parks Grounds	Injury Reporting
10/29	Solid Waste	Injury Reporting
10/30	Fleet	Injury Reporting
10/30	Hwy Users	Injury Reporting
ONLINE		
October 2026	All City Personnel	Injury Reporting

INJURY AND ACCIDENT INVESTIGATIONS	
Date	**Department**
10/5	Highway Users – Back Pain
10/8	Police Department – Impact to lower extremity
10/8	Police Department – Sprain & Strain Upper Extremity
10/9	Fire Department – Non-Traumatic Concerns
10/17	Billing & Collections - Sprain & Strain Upper Extremity
10/22	Facilities – Laceration
10/22	Facilities – Impact Multiple Body Parts-Bruises
10/22	Risk Management – Abrasion/Scrape

PROPERTY DAMAGE INVESTIGATIONS	
Date	**Department**
10/2	Vehicle Damage - Senior Center
10/16	Fire Truck Damage – Fire Department

HAZARD ASSESSMENTS	
Date	**Department**
10/8	Development Services Month Event Assessment
10/8	Pool Operating Procedures Review
10/8	Karate Program Registration Application
10/15	Public Works Electrical Program (Initial Review)
10/15	Police Department Defensive Tactics
10/28	Light Parade Application and Event Assessment

TRAINING			
IN-PERSON			
Date	**Department**	**Topic**	**Total # of EEs**
10/8	Highway Users	Workplace Injury	19
10/8	Highway Users	Back Injury Prevention	19
10/8	Highway Users	Proper Lifting Techniques	19
10/21	Various	New Hire Orientation	5
10/28	Various	New Hire Orientation	1
SAFE PERSONNEL ONLINE PORTAL			
October	All Employees	Drug-Free Workplace & General Safety Orientation	

MAJOR PROJECTS	
Date	**Description**
10/8	**Development Services Month Assessment** Conducted a safety and risk assessment for the Development Services Month employee event, which included an educational tour of various areas throughout the city. The assessment helped identify potential hazards and recommended preventative measures to promote employee safety and reduce potential liability during the activity.
10/6	**Senior Center Safety and Sanitation Orientation.** Risk conducted a Safety Orientation for Senior Center Participants to review emergency procedures, evacuation routes, assembly area, accessibility, and emergency equipment in preparation for the temporary relocation to the Cultural Center

MAJOR PROJECTS – Cont'd	
Date	**Description**
10/8	**Safe Personnel Training for Highway Users Department.** At the request of the Highway Users Department Manager, we conducted in-person safety training for employees involved in annual waste collection activities. Topics included workplace injury prevention, back injury prevention, and proper lifting techniques. All attendees successfully completed the orientation assessments and received certificates of completion.
10/8	**Pool Operations Procedures Initial Review** Risk conducted an initial review of the Pool Operation Procedures to evaluate safety practices, identify potential hazards, and recommend improvements to help ensure safe pool operations, regulatory compliance and the protection of the employees and the public.
10/8	**Karate Program Registration and Waiver of Liability** Conducted a review of the Karate Program Registration and Waiver of Liability to evaluate participant safety requirements, clarify responsibilities, and help reduce potential risks and liability associated with program activities.
10/15	**Police Department Defensive Tactics Program** Conducted an initial safety assessment of the Police Department's Defensive Tactics Program to identify potential hazards due to recent incident, evaluate training conditions, and recommend preventative

MAJOR PROJECTS – Cont'd	
Date	**Description**
	measures to help reduce the risk of employee injuries and promote a safe training environment.
10/28	**Light Parade Program Review** Conducted a review of the Light Parade Application, event safety assessment and Waiver of Liability to identify potential risks, address safety considerations, and help minimize the City's exposure to liability while promoting a safe event for participants and the public.



PHYSICAL AGILITY ASSESSMENT

Police Department









SAFETY ORIENTATIONS

Senior Center





New Hire





SAFETY TALK - Injury Reporting Process

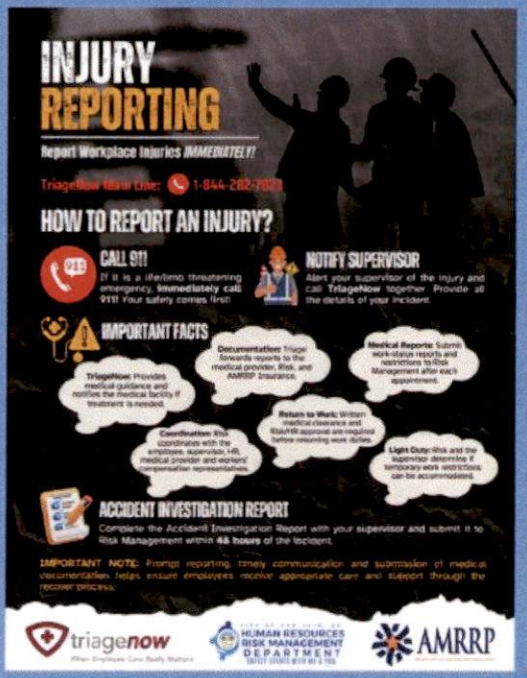





SAFETY TALK - Injury Reporting Process







Information Technology

Monthly Report: October 2026

Overview:

Provided IT support to City of San Luis employees for hardware, software, and network issues. At the same time, ensured problems were resolved promptly to minimize disruption to City of San Luis operations.

IT support and infrastructure operations ensure that technology systems are reliable, secure, and optimized to meet the organization's needs.

Project Status

City of San Luis Digital Transformation Project: During the month of October, staff from the City of San Luis Information Technology, Finance, Billing and Collections, Development Services, Public Works, Parks and Recreation, and Human Resources departments continue to meet with representatives from OpenGov and UKG Ready to review departmental business processes, forms, and workflows. These collaborative sessions ensure the OpenGov and UKG Ready platforms are tailored to the City's operational requirements and business processes.

The project includes the implementation of the following modules:

- **Enterprise Resource Management Status:** Testing
- **Utility Billing Status:** Pending
- **Permitting and Licensing Status:** Design
- **Enterprise Asset Management Status:** Testing
- **311 Customer Relationship Management (CRM) Status:** Testing
- **Human Resources (HR) Core Status:** Testing
- **Payroll and Time Management Status:** Testing

This initiative is a major step toward modernizing the City's technology infrastructure and improving how services are delivered to residents. By replacing manual processes and integrating key business functions into a unified platform, the City will enhance operational efficiency, improve data accuracy, strengthen financial and regulatory compliance, and provide employees with more effective tools to serve the community.

For San Luis residents, these improvements will result in a more streamlined and responsive customer experience, including faster permitting, improved utility billing services, more efficient maintenance of public assets, enhanced service request tracking through the 311 system, and more reliable internal operations that support the delivery of essential City services. This project reflects the City's continued commitment to innovation, transparency, and providing high-quality public services to the community.

Fire Department Phoenix G2 Alerting System Project Status

The Fire Phoenix G2 commissioning and testing is scheduled to begin November 30th.

The Phoenix G2 Alerting System will modernize the Fire Department's emergency alerting capabilities by providing faster and more reliable notification of emergency incidents to firefighters. The system is expected to improve response times, enhance situational awareness, and reduce dispatch delays, allowing first responders to mobilize more efficiently during emergencies.

This project supports the City's commitment to public safety by strengthening emergency response capabilities and helping ensure residents receive timely and effective fire and emergency medical services.

Public Safety Radio Communications Tower Project Status

Required conduit from the APS pole to the APS transformer pad is installed; the path is in place. We are currently working with an electrical engineer to adjust the electrical one-line diagram to meet APS Renewables requirements, then proceed with generator interconnection in November.

Once completed, this project will improve the reliability and coverage of public safety radio communications, providing Police, Fire, and emergency personnel with enhanced communication capabilities to support faster response and improved coordination during critical incidents.

Total Work Orders Created by Department from October 1st–31st

19 Administration	58 Police	6 Attorneys	4 Billing and Collections	10 Clerks Office	0 City Prosecutor	4 Building Safety	19 Court	9 Economic Development	3 Council	7 Development Services	20 Facilities	9 Fire

41 Human Resources	21 Information Technology	29 Parks and Recreation	2 Planning and Zonning	34 Public Works	4 Engineering

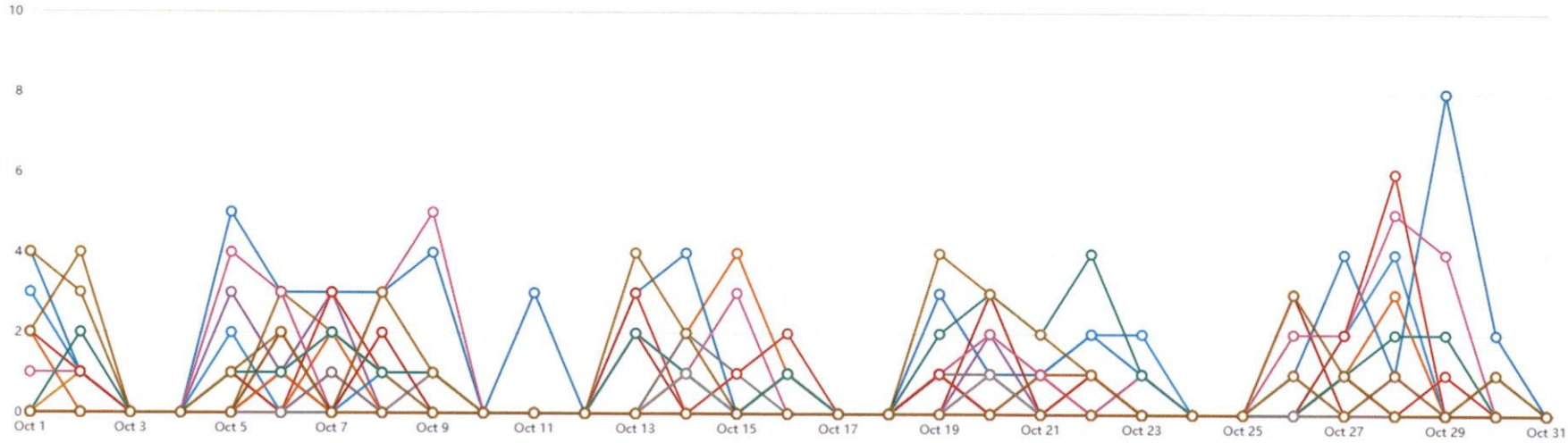

TOTAL WORK ORDERS CREATED FROM OCTOBER 1ST- 31ST

328
Created

338
Resolved

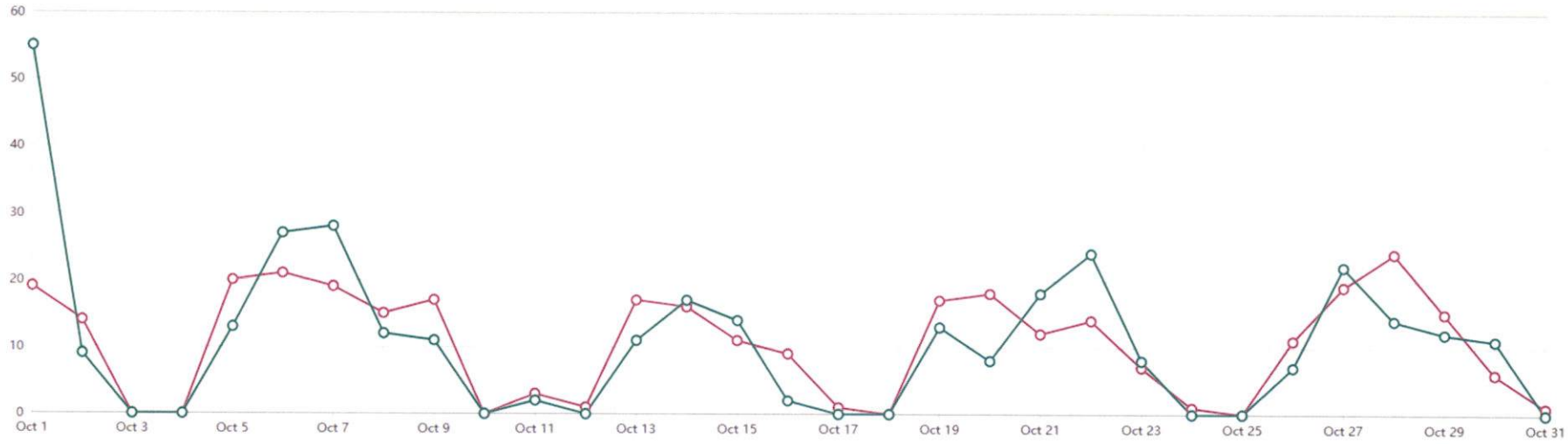



YOU'RE INVITED TO THE

MONTHLY REPORT

OF OCTOBER 2026

PARKS & RECREATION
CITY OF SAN LUIS

PARKS & RECREATION

DEPARTMENT HIGHLIGHTS

THE PARKS AND RECREATION DEPARTMENT IS EXCITED TO WELCOME OUR NEW DIRECTOR, MRS. JESSICA POTTS.

Mrs. Potts brings more than 16 years of leadership experience in parks and recreation, community development, nonprofit management, and public service. Her experience and passion for community engagement will help support the continued growth and development of our Parks and Recreation Department.



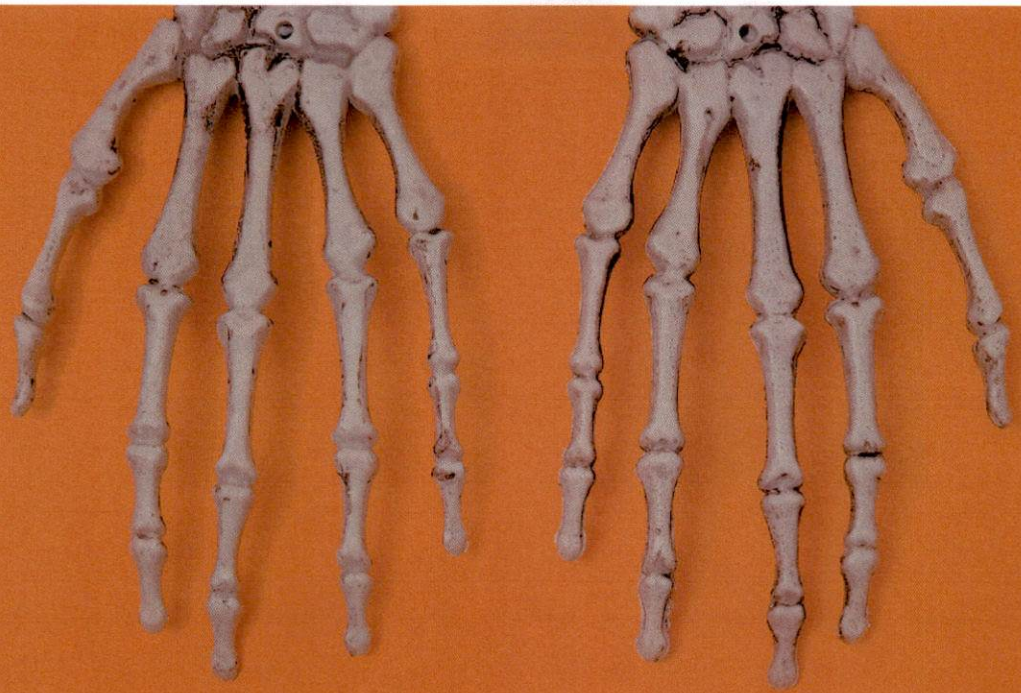

RECREATION

Men's Slow-Pitch Softball
Halfway through the season the Men's Slow-Pitch Softball 2026 is still active and doing great with the Recreation team planning the playoffs and final games of the season.
Games take place every Tuesday and Thursday at Joe Orduño Softball and Baseball Fields.

MEN'S SLOW-PITCH 2026 — STANDINGS

POS	TEAM	GP	W	L	T	WIN %	RF	RA	DIFF
1	VGS	10	10	0	0	1.000	165	69	96
2	Dañados	10	9	1	0	0.900	145	61	84
3	Los Oldies	10	9	1	0	0.900	186	106	80
4	Kilos	10	9	1	0	0.900	166	87	79
5	Most Wanted	11	8	3	0	0.727	167	73	94
6	AJP/No Panic	11	8	3	0	0.727	156	94	62
7	Perrones	9	6	3	0	0.667	136	88	48
8	Alcoballies	11	5	5	1	0.455	111	132	-21
9	DA's	10	4	5	1	0.400	131	142	-11
10	Trakas	10	4	5	1	0.400	101	115	-14
11	Yonkes	10	4	6	0	0.400	122	149	-27
12	Cerveceros	10	4	6	0	0.400	119	150	-31
13	Sucios	11	4	6	1	0.364	113	134	-21
14	San Beers	11	3	8	0	0.273	70	136	-66
15	Los Ponchados	11	3	8	0	0.273	97	183	-86
16	Sons of Pitches	10	2	8	0	0.200	112	162	-50
17	Bravos	10	2	8	0	0.200	92	145	-53
18	Los Morros	11	2	9	0	0.182	79	153	-74
19	Benchwarmers	10	0	10	0	0.000	23	112	-89



7–9 Baseball Clinic
As part of the Recreation Department's efforts to reactivate and rebuild its baseball programs for older youth, the 7–9 Baseball Clinic officially began on October 19, 2026.

The clinic currently has approximately 5–7 participants, with the goal of maintaining participation and encouraging continued growth throughout the year.

Sessions are held every Monday and Wednesday from 5:30 PM to 7:00 PM. During these sessions, participants learn the fundamentals of baseball, develop their skills, and build a stronger understanding of the sport



T-Ball 2026 Season

The 2026 Fall T-Ball League began on October 19, with practices held every Monday and Wednesday.

The first sessions were focused on introducing players to the program and organizing teams. This year, the Recreation Department had the opportunity to organize six teams, each led by dedicated coaches:

· Rojitos – Coach Laguna
· Marlins – Coach Shon
· Diamond King Prospect – Coach Marco Cuadros
· Aguilitas – Coaches Ivan Juvera and Raul Vazquez
· Golden Glove – Coach Francisco Chavez (two Teams)

Official games are scheduled to begin on November 2 and continue through the second week of December.





Karate Program

The Karate Program, led by Sensei Hector Castro, is held every Tuesday and Thursday and is open to community members ages 3 and up. The program is offered year-round and provides participants with an opportunity to develop discipline, physical conditioning, and overall fitness.

Classes are held from 6:00 PM to 8:00 PM and are supervised by *Jorge Niebla* and *Alvaro Gomez*.



Fall Planning
During the month of October, the Recreation Department focused on planning and organizing the Youth Flag football clinics. This process included establishing the schedule, determining age groups and times.

To promote participation, the department prepared social media announcements and opened registration to the public before the clinics began.



Co-ed Volleyball Halloween Tournament
The month of October, Recreation Department hosted its first-ever Halloween Co-ed Volleyball Tournament.
The final game was between X-Team and Nexus to compete for the championship title, in which the winning team was Nexus.



Nexus




X-Team

Open Gym

The Recreation Department continues to keep the gym open for volleyball and basketball, as well as individual recreational activities. It provides community members with a welcoming space to stay active, enjoy recreational activities, and connect with others

Open Gym Schedule:

🏐 *Volleyball:* Mondays and Wednesdays, 6:00 PM – 9:00 PM

🏀 *Basketball:* Tuesdays and Thursdays, 7:30 PM – 10:00 PM





Individual Leagues and Programs Supervised by Recreation

<u>San Luis Soccer Association</u>

It is directed and organized by Leo Velazco and hold their soccer league at Joe Orduño Soccer Field and East Community Park. League activities take place Monday through Friday and are supervised by *Alvaro Gomez* and *Jorge Niebla.*



Mayors Bike Ride

Recreation Department staff members *Lizeth* and *Doraddy* assisted with the event's preparation and setup, including arranging tables and chairs and preparing snacks for participants. They also welcomed attendees, provided water, and offered a designated area where participants could rest and take a break.



Municipal Pool

During the off season the pool still needs to be maintained and taken care of, Recreation staff member Alvaro Gomez has been of great help with the maintenance and care of the pool.



Fall Cleaning and Organization

During the month of October, the Recreation Department took the opportunity to complete fall cleaning and organization at the snack bar. With great help and support from Youth Center staff members Jose Luis and Omar, along with Recreation Department staff members Alvaro, Doraddy, and Jorge.
The goal was to clear up unnecessary items, improve the use of available space, and create a cleaner, more organized, and safer environment of this space.





Coverage and Activities

Recreation staff played an important role in providing coverage and assistance to help ensure these activities ran smoothly.
Staff members supported events, including the *Firefighters Tournament*, which was covered by Doraddy and Jorge, as well as a *Charity Softball Tournament*, which received support from Alvaro and Jorge



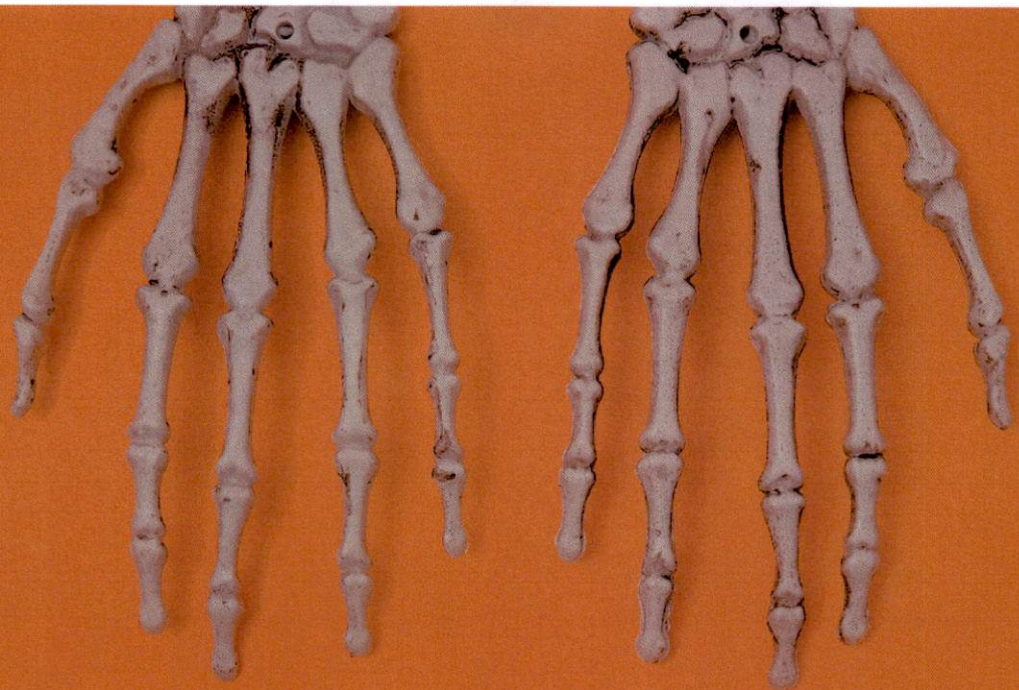

YOUTH CENTER

The Youth Center has been busy with their fall schedule, which includes classes and clubs for young kids.

During the month of October, the boxing program continued to be one of the most popular activities among youth in our community, especially those between the ages of 10 and 15.

The beginner Boxing Class maintained strong participation, with approximately 25–30 students. The second class, the Boxing Team, also welcomed some new members.



Continuing with their monthly recognition, October's Boxer of the Month was *Max Conteras*. *Max* has demonstrated outstanding discipline and consistency through his regular attendance and positive attitude. He is always willing to take on any task or exercise without hesitation and often goes the extra mile.





Pictures from the clubs











BEYBLADE CLUB

ESPORTS CLUB

BUILDERS CLUB

Trunk or Treat is an annual event organized by the Youth Center that provides children and families with a safe and fun environment to enjoy trick-or-treating in a different way where participants decorate their vehicles and booths with different themes, creating an engaging atmosphere and interacting with families throughout the event.

During the month of October, the Youth Center staff dedicated much of their time and effort to organizing and preparing for this year's Trunk or Treat event, with a total of 16 participants, including local agencies, City departments, and community members. As in previous years, they received a great response from the community, with many families attending and enjoying the event.

The staff is already looking forward to developing new ideas and improvements to make next year's Trunk or Treat even better.





Our staff took the opportunity to introduce the children from WACOG to the Youth Center, explain the programs and activities they offer, and gave them a tour of the facility. Staff also provided a brief presentation about the importance of exercise and physical activity for maintaining a healthy body.



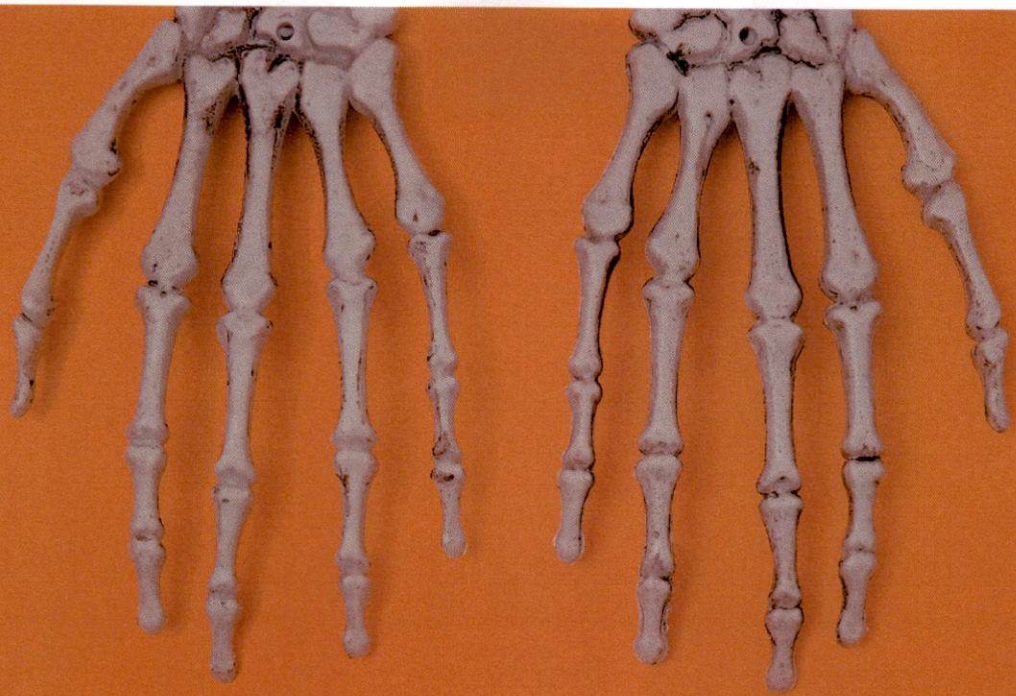

SENIOR CENTER

Senior Center's Overview

In accordance with the Senior Center Renovation Project, and while services were temporarily provided at the Cesar Chavez Cultural Center, seniors had a wonderful opportunity to socialize, enjoy nutritious meals, and participate in a welcoming community environment. On Fridays, seniors were also able to spend an extra hour together, enjoying live music and making the most of their time at the center.

Last month, as part of their ongoing efforts to ensure that seniors feel comfortable, safe, and welcome with the remoledation, the Senior Center welcomed a representative from the Risk Management team, who provided the seniors with important information about the evacuation procedures at the Cesar Chavez Cultural Center, also the staff provides daily reminders about the layout and facilities of the building.

Seniors received a monthly menu calendar outlining the nutritious meals available throughout the month, allowing them to plan ahead and know which meals they could enjoy. Attached to the calendar, participants also received important information regarding service locations, available services, and other relevant details to help them stay informed and serve as a reference throughout the month.

For the last activity of the month, residents had the pleasure of welcoming OneAZ Credit Union, who delivered an informative presentation and generously donated meals, drinks, and snacks. The seniors had the opportunity to ask thoughtful questions individually, and the OneAZ team kindly took the time to answer each one.

Overall, October was a successful month at the Senior Center.













Senior center's weekly schedule

EVERYDAY

10:30AM-11:00AM	Bingo
12:00PM-6:00PM	(LIHEAP) The Home Energy Assistance Program

- Total meals served in October: 1044
- Total attendance in October: 842
- Total people transported in October: 218

Services provided by the Senior Center

10:00AM-12:00PM	Service Hours
11:00AM-12:00PM	Lunch
MORNINGS: 9:00AM AFTERNOONS: 12:00PM	Daily Transportation
10:00AM-12:00PM	Assistance to Seniors: Providing support with documentation, translations, and completing various types of applications.

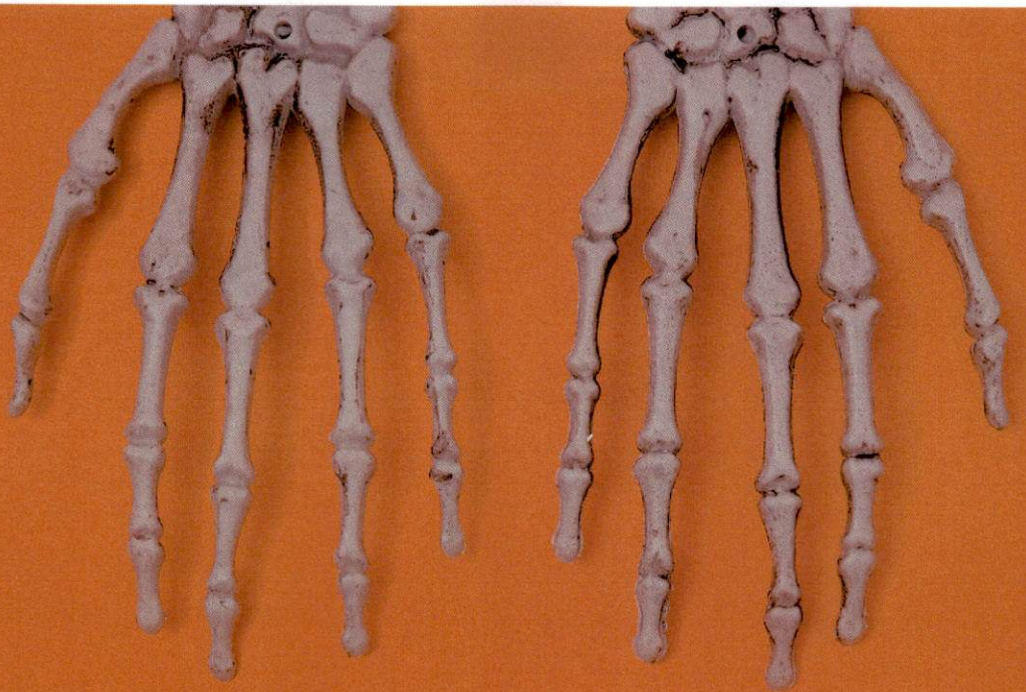

CULTURAL CENTER

Book Club

The Cultural Center began a new book club for adults ages 21+.
The 3rd book that was selected for the Cultural Center Book Club is "Frankenstein" by Mary Shelley.
Members will be responsible for purchasing their own book but are encourage to apply for a library card and check it out too .
Meetings take place every 2nd and 4th Tuesday of the month from 5:45pm to 6:45pm.

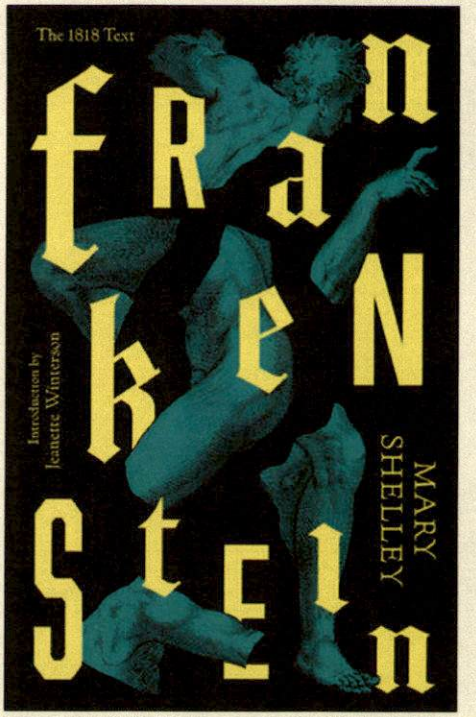

Harvest Preparatory Hispanic Heritage Month Celebration

We were proud to honor the culture, history, traditions, and contributions that make the Harvest Prep community so special. Thanks to the dedication and support of our amazing CC staff, the event was a huge success! We are grateful to everyone who helped make this celebration meaningful and memorable.



One AZ Credit Union Aspirations Event for Economic Development

The event brought together local leaders, business owners, and community members to discuss economic development, opportunities, and challenges in San Luis. Attendees shared ideas on supporting the community's growth while enjoying a light lunch and networking with others.



Proverbs 31 Gala Night

The "Noche de Esperanza" Gala Dinner Dance, held on October 2, 2026, at the Cesar Chavez Cultural Center, was a tremendous success. Every dollar raised supported Proverbs 31 Home's mission and the final construction of its domestic violence shelter in San Luis, Arizona, bringing safe housing, essential resources, and hope to survivors and their families.















Altar Exhibition

The Cesar Chavez Cultural Center Celebrated the Día de los Muertos with art & culture in collaboration with the San Luis High School Art Department. to bring alive a Community Altar Exhibition to showcase the talented students in both Miss Llamas and Mr. Buchanas art classes !













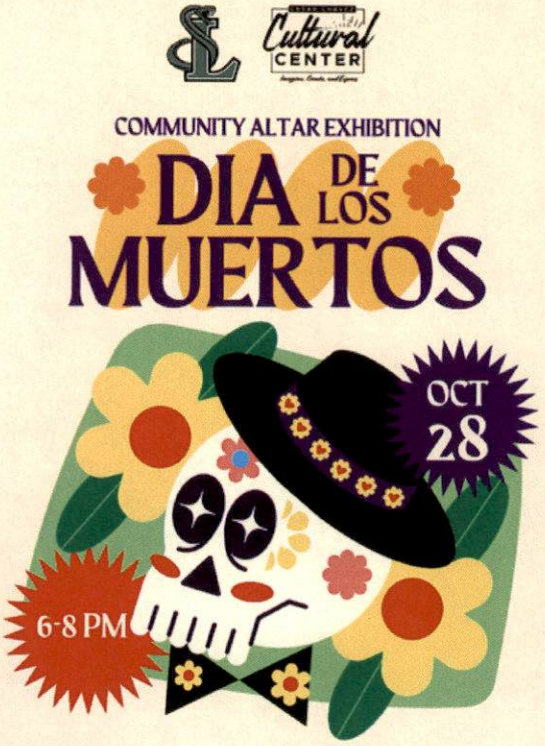

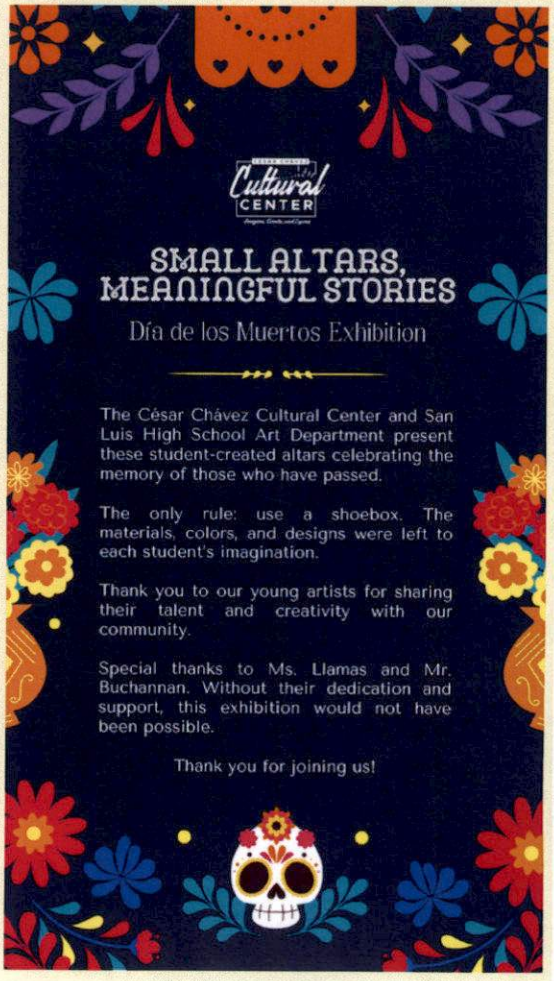

Trunk O Treat

The Cesar Chavez Cultural Center joined in on the Halloween fun during the Youth Center's Trunk or Treat event.

Instead of the usual candy, they served popcorn while spooky Halloween cartoons played for everyone to enjoy.

Families and attendees got to take a break, grab some popcorn, and enjoy a little Halloween entertainment. It was a fun-filled way to bring the community together and add a little extra spookiness to the celebration!



Stop by City Hall to explore local artwork by Fernando Cabrera and support the talent and creativity in our community.



Senior Center @ Cultural Center

Our senior residents have temporarily relocated to the Cultural Center, where they can enjoy meal services, spend time together, and stay connected.





SAN LUIS POLICE DEPARTMENT
MONTHLY REPORT
OCTOBER 2026



PERSONNEL ACHIEVEMENTS AND EMPLOYEE ACTIONS:

- Sergeant Paulino Lara retired after 21 years of dedicated service to the San Luis Police Department. His professionalism, leadership, and commitment to the community and fellow staff members have made a lasting impact and will be greatly missed.



- The SLPD would like to congratulate Sergeant L. Valencia, who was 2nd promotion to the rank of Sergeant from among seven candidates.



OPERATIONS/NOTABLE EVENTS:

- None

VEHICLE PURSUITS AND FINDINGS:

- None

COMPLAINTS AND FINDINGS:

- None

GRANTS MANAGEMENT:

- Reimbursement requests for OPSG have been submitted up to 8/09/2026. Quarterly reports and reimbursements have been submitted for all grants. Pending approval from the Governor's Office of Highway Safety for FFY27 to continue deployments.

AWARDS AND RECOGNITIONS:

- The SLPD would like to congratulate Monica Ruiz on receiving the Customer Service ERAP Award for the third quarter. We appreciate her dedication and commitment to providing excellent customer service.

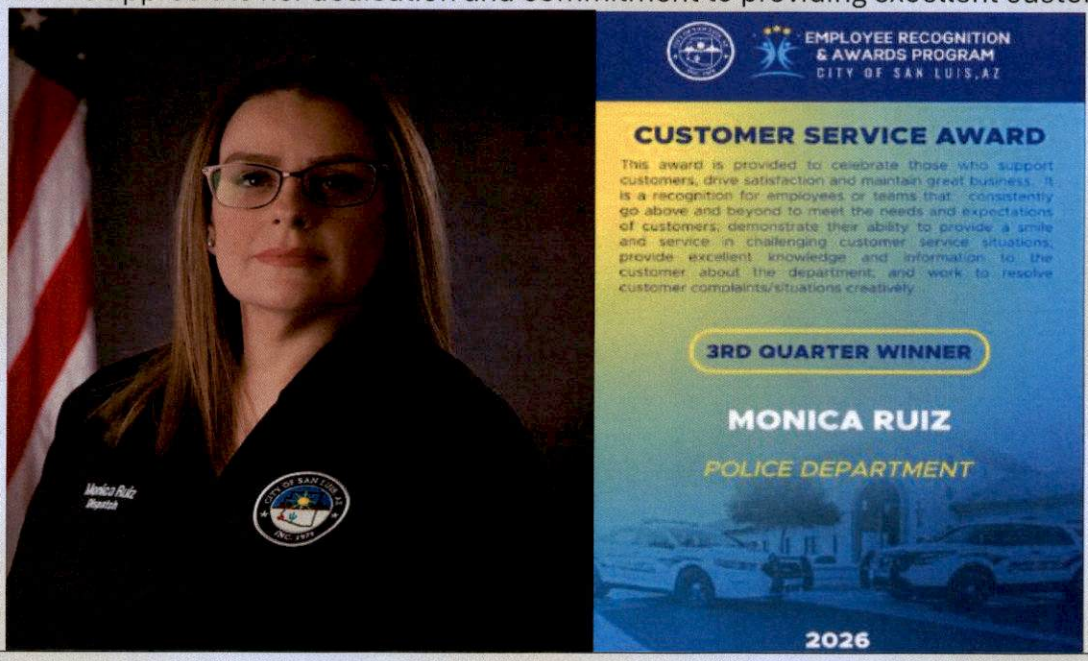

COMMUNITY OUTREACH/ SPECIAL EVENTS:

- On October 7th, we celebrated National Coffee with a Cop Day by sharing a cup of coffee and strengthening the relationship between the San Luis Police Department and our community. Special thank you for our partnership with San Luis Walmart, EcoEnergy, and Soul Catering, who provided the coffee and created a relaxed space for residents to stop by, chat with our officers, ask questions, share concerns, and get to know the people behind the badge.



- The City of San Luis recognized Public Safety Day during the Cities & Towns Week, highlighting the dedication and service of the San Luis Police and Fire Departments. Their continued commitment, teamwork, and efforts to protect and serve the community play an essential role in keeping residents safe.



- On October 24th, The San Luis Police Department participated in the 10th Annual Mayors' International Bike Ride as part of Cities & Towns Week. The event brought participants together for a scenic ride through Yuma County, starting at the Yuma Civic Center and ending in San Luis, Mexico, promoting community engagement and public safety.





- On October 28, the City of San Luis recognized National First Responders Day by honoring the dedication, courage, and sacrifices of the San Luis Police Department and all first responders. The recognition highlighted their commitment to protecting the community and acknowledged the important role of firefighters, EMS personnel, dispatchers, and their families in supporting public safety.

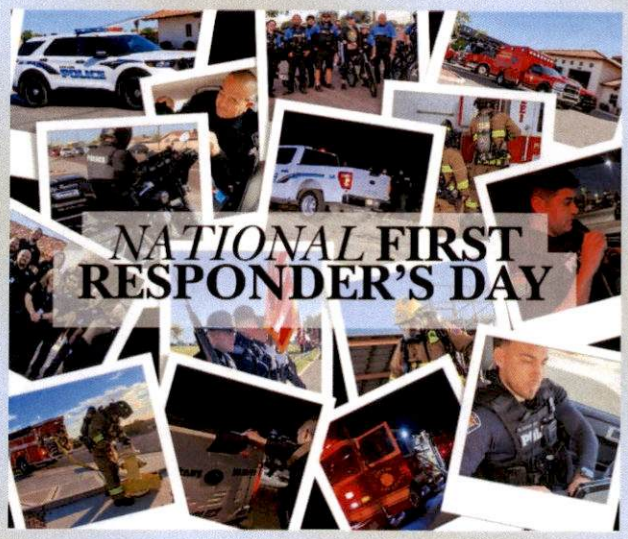

- The SLPD participated in the City's annual Trunk or Treat event held on October 29 at Joe Orduño Park. The event provided a safe and family-friendly environment for community members to celebrate Halloween, enjoy activities, and collect treats while engaging with local first responders and City staff.





RECRUITING/HIRES/RETENTION/DEPARTURES:

- **Eight (8)** Police Officer positions are vacant, and the selection process remains active. Two will begin academy on November 2nd, 2026.
- **Two (2)** 9-1-1 Communication Officer positions are vacant, and the selection process remains active.

BUDGET SUMMARY:

- For FY27, SLPD has expended 33% of our annual budget.

USE OF FORCE INCIDENTS AND FINDINGS:

- 0 UOF incidents for October

PERSONNEL ACHIEVEMENTS AND EMPLOYEE ACTIONS:

- None

MONTHLY INCIDENT/CRIME REPORT:

The incident/crime report is broken down into four (4) types of reports: 1 - Calls for Services - All calls reported by citizens and received at the Communications Center. 2 - Officer Initiated Calls - Contacts reported by officers while patrolling. 3 - Accidents - Accidents that occurred in city limits and cases taken by an officer. 4 - Actual Cases Taken by Officers - Reports taken by officers, crime/incident determined by an officer as reported by a citizen - from the calls of service received.

The Monthly Incident Calls for Service (CFS) count is listed below as reported by citizen(s) (Initiated as a CFS).

INCIDENT CALL TYPE	MAY	JUNE	JULY	AUG	SEPT	OCT	TOTAL
711	59	53	37	49	35	85	409
911 Call	210	231	194	239	373	378	1,805
Abandoned Vehicle	73	84	24	7	12	27	474
Accident	64	29	30	56	53	64	461
Alarm Residential	9	11	11	9	4	6	75
Animal at Large	74	57	40	35	78	84	516
Animal Related	47	55	30	52	42	41	380
AOD-Assist Other Department	38	33	16	41	49	35	269
Arrest on Warrant	21	29	9	17	19	32	152
Criminal Damage	8	5	1	8	15	3	52
Deceased Animal	11	11	11		4	21	61
Disabled Vehicle	34	31	14	24	15	17	231
Disturbance	43	39	21	29	31	40	296
Field Interview	137	92	88	63	127	142	667
Noise Disturbance	20	19	14	10	18	19	148
Other	31	23	31	48	96	51	271
Parking Violation	113	103	79	19	23	38	893
Private Tow	24	19	11	7	12	43	145
Public Assist PD	36	41	29	34	35	42	295
Traffic Stop	929	852	503	568	844	651	5,128
Alarm Commercial	35	22	25	19	16	28	181
Civil Matter	20	25	17	24	34	33	223
Custodial Interference	4	4	4	3	4	1	30
Driving under the Influence	15	6	3	5	5	8	60
Foot Patrol	10	1	2	4	9	6	36
Found Property	6	3	4	5	2	7	37
Harassment	10	6	6	6	5	10	61
Identity Theft	4	10	4	5	5	4	56
Lost Property	5	9	9	8	3	5	64
Notification	9	7	1	1	4	3	40
Open Door/Window	3	3	1	1	1	2	15
Reckless Driver	45	32	25	24	32	54	272
Repossession	23	29	12	13	19	17	189
Sexual Offense	3	1	1	6	9	7	32
Shoplifting	15	9	8	9	10	11	88

Shots Fired	3			1		2	6
Stolen Vehicle	9	3		4	2	5	43
Suspicious Activity	15	13	9	11	11	10	113
Suspicious Subject	9	5	6	7	11	12	75
Theft	12	11	8	9	11	9	89
Threats	8	3	4	3	10	8	58
Walk In PD	7	12	4	8	6	17	71
Suicidal Subject	1	1	1	3		4	11
Liquor Offense	6	1	3		3	2	21
711 West Reservation							1
Animal Cruelty		2	1	1	1		7
Assault	11	2	2				36
Attempt to Locate	6	8	8		4	4	50
Burglary	4	2		7	5	4	25
Child Abuse	6	2			4	2	37
Citizen Complaint	2	3	4	2	3	4	30
Civil Standby	3	3	1				13
Court Assist	9	4	3	2	8	4	51
Court Order Violation	4	5	1	2	2	2	23
Cybertips					1	2	2
Drug Offense	3	6	2	4	13	21	66
Fictitious Plate Traffic		1					6
Flag Down	67	56	45	36	45	49	444
Found Person		3	1			2	8
Fraud	3	9	6	4		2	42
Incorrigible Juvenile	10	8	1		7	4	34
Information Received	5	1	4				27
Littering	1	3		2	2		17
Loitering		1					6
Medication Disposal		1					4
Mental Case	5	3			3	3	18
Missing Person-Overdue	3	1	5	6	5	4	33
Recovered Stolen Vehicle	1	1	1	4	1	2	11
Repair Order	7	4	5	8	5	9	63
Runaway Juvenile	6	3		1	1	1	19
Sexual Assault				1			2
Suspicious Vehicle	6	6	4	1	4	5	38
TEST PD	2	6	3	11	9	9	66
Traffic Control	28	28	9	37	50	43	275
Traffic Incident	55	40	7	27	48	51	283
Trespass	1	7	1	4	7	9	31
Welfare Check	23	26	21	27	32	41	207
Animal Bite - Other				1		1	1
Animal Bite-Dog	1	1				2	6
City Code	2						5
Deceased Person	1	1					5
Indecent Exposure	1	2	1			3	10
Located Missing Person	3	2	2		3	2	12
Man Down	2	2	1	1			11
Overdose							1
Prowler	1	1	1				6

Stationary 28	1						3
Stolen Property	1	1					6
Truancy							3
Arson				1			2
C34 Disabled Vehicle							1
Child Neglect	2		2	1	1	2	7
False Reporting							1
Stabbing	1						2
911 Unknown							1
Compliance Check							2
High Risk Stops Instructor							1
Suicide			1				2
Follow Up					10	13	23
Open Container		1					1
Grand Total	**2,545**	**2,289**	**1,493**	**1,685**	**2,371**	**2,384**	**16,686**

Cases Taken by Officers

Cases Taken are actual police reports that document and detail all the facts, circumstances, and timeline of events surrounding an incident. This section, Cases Taken, is a live document that will update all existing months within the report as officers complete their investigations/reports.

REPORT TYPE	MAY	JUNE	JULY	AUG	SEP	OCT	TOTAL
Criminal Damage	4			6	10	3	45
DUI	14	12	5	5	4	7	74
Abandoned Vehicle	3	3	1	1	0	1	29
Accident	18	8	6		2		125
Arrest on Warrant	17	16	4	18	18	22	150
Assault	4		1	4	5	6	35
Assault-Aggravated	6	2					13
Bite Case-Dog				2	0	1	3
Burglary-Residence		1		2	0	2	13
Criminal Traffic Offenses	19	13	7	22	13	18	126
Disorderly Conduct	1	3		3	5	1	24
Dog at Large	1	1	1				11
Domestic Disturbance	5	7	3	10	6	6	55
Drug Offenses	3	5	1	6	14	19	80
DV-Criminal Damage	1			1			4
Endangerment				0	0	1	3
Felony Flight							1
Firearms Transfer Program	0	0	0	0	0	0	2
Fraud	1	2		3	3	1	17
Interf w/Judicial Proceed Other				0	0	1	2
Missing Person	2	3			1		10
Motor Veh Collision-No Inj-DUI							1
Parking Violation	2	1					18

Property-Found	3	2	1	5	1	4	21
Recovered/Stolen Vehicle	1			2	0	0	4
Sexual Assault	1		4	4	5	5	29
Shoplifting	16	5	4	11	8	6	93
Identity Theft		2		0	1	0	7
Theft	4	7	1	5	5	5	48
Theft of Vehicle	3	3		3	0	1	25
Traffic Citation	1	1	1				8
Traffic Offense	2	1	1				6
Animal Related							3
AOA		1	1	2	1	0	6
Burglary-Business				4			5
Disturbance	2	1					12
DV-Assault	1	3	1				10
DV-Disorderly Conduct		1					4
Field Interview							1
Forgery							1
Found Drugs				0	0	2	3
Information Report		1	3				19
Kidnapping							1
Liquor Offenses	5	2	2	2	2	6	32
Motor Veh Collision	6		2	3	2	4	24
Motor Veh Collision-Non Injury							2
Motor Veh Collision-PP H/R	1						5
Poss/Sale Marijuana							1
Reckless Driving	2		1				7
Robbery				0	0	0	1
Threatening or Intimidating				3	1	1	9
Traffic Incident							1
Accident / Traffic Collision	3	2					12
Burglary-Vehicle	3			0	1	0	7
Child Abuse	1	1		0	1	1	6
Court Order Violation	1	1		3	2	0	10
Death-Unknown	1	2		1	0	1	7
Disturbance-Shooting							1
False Reporting	3			1	0	0	7
Indecent Exposure				0	0	0	2
Motor Veh Collision-Injury							1
Trespass		4		2	1	1	10
Arson				1	0	0	2
Harassment				0	1	0	3
Motor Veh Collision-Private Prop							1
Court Order Process							1
Death-Suicide			1				2
Extortion	1						1

Located Missing Person	1			1	1	2	5
Missing Adult				2	1	0	3
Missing Juvenile						1	1
Minor in Possession of Tobacco	1						1
Furnish Tobacco to Minor	1						1
Miscoduct w/Weapons	1			0	0	1	3
Motor Veh Collision-Injury H/R							1
Overdose							1
Sexual Exploitation Children	2						2
Suicide-Attempt						1	2
Traffic DUI	1						1
Trafficking in Stolen Property	1						1
Unlawful Discharge of Firearm							1
Graffiti		1					1
Homicide-Manslaughter				0	0	0	1
Littering		1		0	1	0	2
Poss/Use Marijuana							1
Criminal Nuisance			1				1
Crminal Traffic Offenses				11			11
Hindering Prosecution			1				1
Grand Total	**168**	**119**	**48**	**149**	**116**	**131**	**1333**

Officer Initiated Calls – Out of the Incident Reports (calls), the types below are calls initiated by the Officer, not by public request.

CALL TYPE	MAY	JUNE	JULY	AUG	SEP	OCT	TOTAL
Field Interview	137	92	88	63	127	142	794
Traffic Stop	929	852	503	568	844	651	5,972
Grand Total	**1,066**	**944**	**591**	**631**	**971**	**793**	**6,766**

Tickets - Breakout Type

TYPE OF TICKET	MAY	JUNE	JULY	AUG	SEP	OCT	TOTAL
Civil Traffic	320	253	164	283	334	224	2487
Criminal Citation	30	31	16	21	34	20	247
Parking	35	39	26	8	6	3	307
Written Warning	294	318	163	300	250	222	2322
Criminal Traffic	21	13	18	23	8	15	147
Repair Order	8	5	4	0	0		76
Animal Control/Warning		1	1	0	0		11
Voided Citation					4	0	4
City Code	25	3	2	2	5	3	76
Grand Total	**733**	**663**	**395**	**637**	**641**	**487**	**5678**

Accidents

ACCIDENT TYPE	MAY	JUNE	JULY	AUG	SEPT	OCT	TOTAL
Accident - Fatality							1
Accident - Injuries	1	3		3		3	20
Hit and Run - Injuries	1						2
Hit and Run - No Injuries	6		1				17
Hit and Run - PP - No Injuries			1	1			9
Pedestrian - Injuries							2
Private Property - Injuries							1
Private Property - No Injuries		1					2
Rear-end Collision							2
Vehicle - Fatality							1
Vehicle - Injuries	3	1			1		16
Vehicle - No Injuries	21	10	6	8	8	5	174
Grand Total	**32**	**15**	**8**	**12**	**9**	**8**	**247**

Cont. Circumstances	MAY	JUNE	JULY	AUG	SEPT	OCT	TOTAL
Fatal Traffic Crashes	0	0	0	0	0	0	1
Alcohol-related Crashes	0	1	1	1	2	0	12
Speed-related Crashes	0	0	0	3	0	1	6
Grand Total	**0**	**1**	**1**	**4**	**2**	**1**	**19**

Top 10 Accident Intersections for 2026	# of Accidents (YTD)
N 10TH AVE @ E CESAR CHAVEZ BLVD	8
N ARCHIBALD ST @ E URTUZUASTEGUI ST	5
N MAIN ST @ E CESAR CHAVEZ BLVD	5
N ARCHIBALD ST @ E D ST	4
S AVE B @ S SR 195 HWY	4
E CESAR CHAVEZ BLVD @ N 8TH AVE	3
N MAIN ST @ E COUNTY 22ND ST	3
E PICENO DR @ N ARDEN AVE	2
N 4TH AVE @ E CESAR CHAVEZ BLVD	2
N ARCHIBALD ST @ E E ST	2

PUBLIC SAFETY ANSWER POINT (PSAP) CALL SUMMARY:

Call count of calls taken by our communication center.

TYPE	TOTAL
911 Calls	1,127
Admin Calls	2,347
Walk-Ins	58
PD Calls	2,389
FD Calls	460

SPEED TRAILER SUMMARY:

1. 2400 Block of East County 24th Street. Time frame: 10/19/2026-10/22/2026

   - SPEED LIMIT- 40 MPH
   - EXCESSIVE SPEED THRESHOLD- 40 MPH (The threshold for the next report will be at 45 mph)
   - SPEED TRAILER REPORTS- POWERDMS- DOCUMENTS, SLPD FORMS, SPEED TRAILERS, 2026

17,552 - Total of vehicles traveling (closing-east)
18,593 - Total of vehicles traveling (away-west)
7,899 - Total of vehicles over the speed limit (closing-east)
6,952 - Total of vehicles over the speed limit (away-west)
2,270 - Total of vehicles over the excessive speed limit (closing-east)
1,697 - Total of vehicles over the excessive speed limit (away-west)

90 MPH maximum speed (closing-east)
97 MPH maximum speed (away-north)

2. 1400 Block of East Urtuzuastegui Street. Time frame: 10/19/2026-10/22/2026

   - SPEED LIMIT- 25 MPH
   - EXCESSIVE SPEED THRESHOLD- 25 MPH (The threshold for the next report will be 30 mph)
   - SPEED TRAILER REPORTS- POWERDMS- DOCUMENTS, SLPD FORMS, SPEED TRAILERS, 2026

15,906 - Total of vehicles traveling (closing-east)
14,138 - Total of vehicles traveling (away-west)
11,942 - Total of vehicles over the speed limit (closing-east)
11,718 - Total of vehicles over the speed limit (away-west)
5.007 - Total of vehicles over the excessive speed limit (closing-east)
7,635 - Total of vehicles over the excessive speed limit (away-west)

74 MPH maximum speed (closing-east)
74 MPH maximum speed (away-west)

PUBLIC WORKS DEPARTMENT

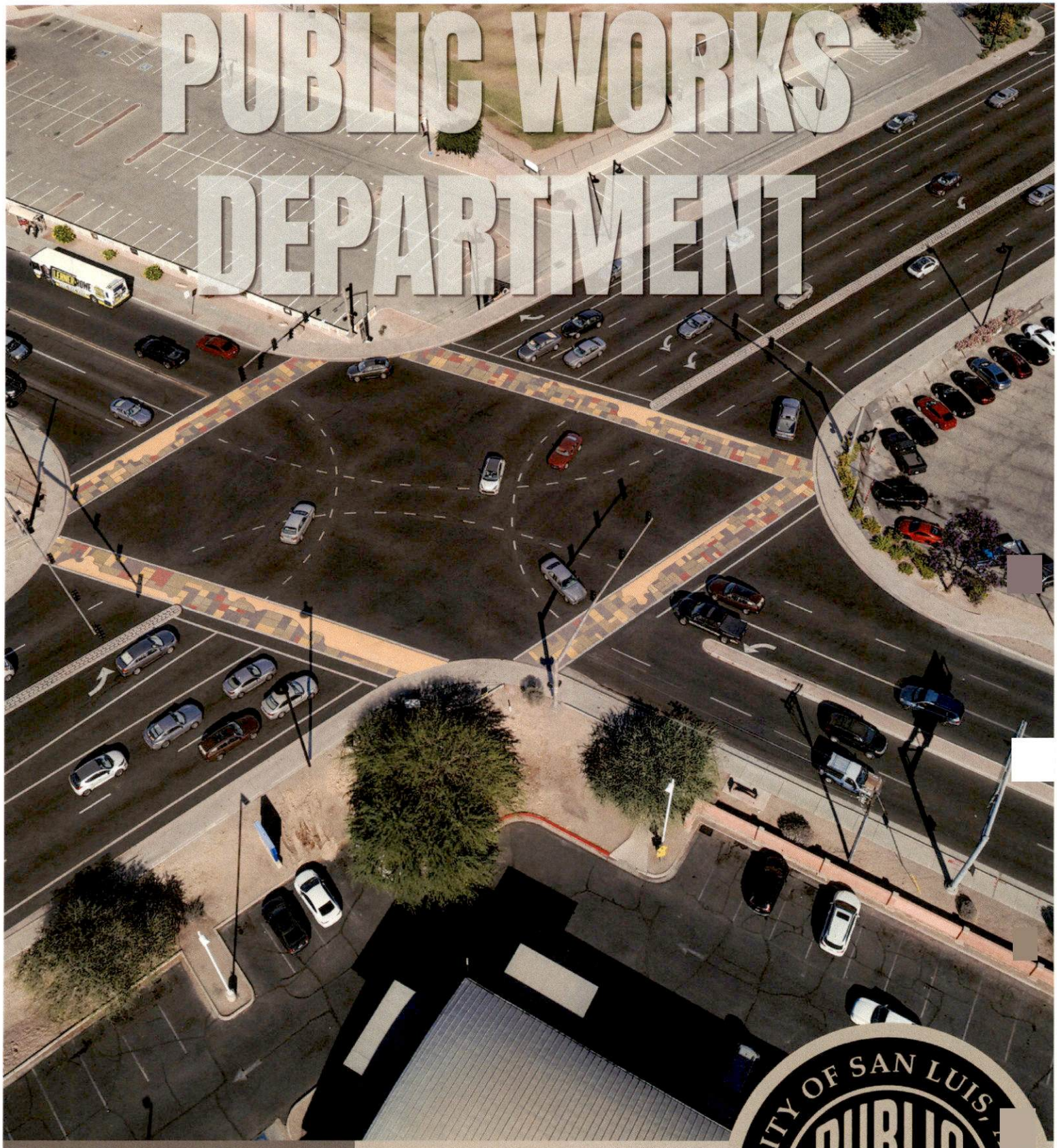

CITY OF SAN LUIS, AZ
PUBLIC WORKS
INC. 1979

OCTOBER 2026

MONTHLY REPORT

PUBLIC WORKS ADMIN

Water Division

- **Well Site 7 (4th Ave - PW Yard) Operations Building Expansion - FY26-27 Project**
  - Construction is ongoing. Expected completion by December 2026.
- **Well Site 6 (Ave F 1/2) Booster Pumps and Electrical Updates - FY27 Project:**
  - Kimley-Horn has completed the design.
  - Project has been awarded to TF Contracting.
  - This is a multi-year project, with expected completion by the end of FY28.
- **Well Site 3 (6th Avenue) Updates- Electrical Upgrades & Civil Improvements - FY 27 Project:**
  - JOL Electrical Engineer has completed the electrical design. The project is budgeted for construction in FYs 27 & 28.
  - Project has been awarded to Nu-Wave Innovations.
- **Well Site 3 (6th Avenue) Storage Tanks Rehabilitation - FY26 Project:**
  - Kimley-Horn was awarded the design contract for Well Site No. 3 for site rehabilitation design and engineering construction services. Design has been completed.
  - Construction contract has been awarded to Pittsburg Tank and Tower. Project construction is ongoing. Project is expected to conclude construction in November 2026.
- **Well Site 4 (8th Avenue) Storage Tank Rehabilitation - FY27 Project:**
  - Kimley-Horn was awarded the design contract for Well Site No. 3 for site rehabilitation design and engineering construction services. Design has been completed.
  - The bidding phase is complete, and the project will be presented to Council for review and approval of the construction contract in October 2026.
- **ADWR Assured Water Supply Designation Update - FY26 Project:**
  - Contract has been awarded to CORE Engineering. Core is working on the model to be submitted to ADWR.
- **Avenue D and San Luis Ln. Water Main Loop Project**
  - All materials were purchased in June of 2026. The Water Division started the installation work with in-house manpower in October 2026.





Wastewater Division

- **West Wastewater Treatment Plant Expansion - FY25 - 28 Project:**
  - Design and Pre-Construction Services - 100% complete.
  - Staff gave an update to City Council during the meeting held on January 28th. The project has not shifted to a design-bid-build delivery method and will be divided into three phases.
  - The first phase of the project construction entails the new sewer force-main upgrade from Lift Station 300 to the West Wastewater Treatment Plant. Yuma Valley Contractors, Inc. has been awarded the construction contract. This phase is 100% complete.
  - West WWTP Expansion bidding process has been completed. City council awarded a construction contract to Filanc. Contract has been executed, groundbreaking ceremony and pre-construction meeting were held on August 26th, 2026. Filanc has begun its mobilization and has initiated construction work. Estimated completion is December 2028.
- **High School Lift Station Backup Power Addition- FY27 Project:**
  - JOL Electric engineer has been hired to conduct site evaluation and produce electrical design. Design has been finalized.
  - Bidding phase has concluded, and a construction contract has been awarded to Lightday Solar, Inc. A pre-construction meeting was held and the project will begin with equipment procurement.

PUBLIC WORKS ADMIN

Highway Users Division

- **B St. & Main St. Traffic Signal and Roadway Improvements:**
  - The 2026 GM on Main Street grant has been awarded. The design is under review.

- **4th Ave Beautification (West right-of-way, between Arena St. and Ocotillo St.):**
  - Complete.

- **William Brooks Ave Beautification (East right-of-way, from Urtuzuastegui St. to YCat bus stop):**
  - To be completed by 11/30/2026.

- **Sidewinder Road Streetlight Project:**
  - Material has been purchased and is on site.
  - Underground work to be completed by 12/30/26.
  - Once underground work is completed, APS will schedule pole installation.

- **Slurry Preparation:**
  - Slurry preparations are nearly complete.
  - Slurry application is scheduled to begin Monday, November 9th.
  - Public Notice will be posted on 11/06/26.

- **Highway Users Storage Relocation:**
  - Materials have been ordered; ETA: 20-30 days.
  - Construction to begin 12/14/2.



- **Los Alamos Curve:**
  - Environmental clearances complete.
  - Right-of-way appraisal complete.
  - Pending: Utility relocations and final design.



WATER DIVISION



Promptly attended service calls regarding water main closures and openings due to repairs of broken lines or water leaks at the following locations:

- 254 Juarez St.
- 425 Cuahutemoc St.
- 200 22nd Dr.
- 1362 Cabello Ave.
- 1587 San Francisco St.
- 1664 California St.
- 1043 4th Dr.
- 231 Los Tres Hombres St.
- 1342 Bienestar Ln.
- 1552 C ST.
- 320 Independence St.
- 397 Adobe St.

For water treatment, we maintain daily distribution samples and monitoring to ensure quality of our water.

To meet ADEQ requirements, water samples for free chlorine were collected to ensure compliance with regulations on 10/06/2026 and 10/27/2026

MISCELLANEOUS PROJECTS

- **Ave. D & San Luis Ln. Water Loop Project:** Completed the installation of the 10-inch and 12-inch pipelines, poured concrete thrust blocks for support, collected Bac-T water samples, and performed pressure testing on the newly installed pipelines.

Our Water Division received a total of 135 AZ Blue Stake Tickets

Open/Closed 20 Meters

Backflow Prevention Program review/process testing results daily

Well Site #4:

- Collected a water sample at the booster pump station for bacteriological (Bac-T) testing.
- Installed a new access point on the wellhead for the water level probe by cutting and welding.

Well Site #6:

- Collected a water sample at the booster pump station for bacteriological (Bac-T) testing.
- Met with Zaragoza Construction to discuss and obtain an estimate for covering the remaining portion of the MTU metal building.

Well Site #5:

- Troubleshot Bray Valves 101 and 203 at the MTU due to faults and performed valve servicing.
- Troubleshot the MTU booster pump and replaced a blown fuse.
- Replaced the power bucket for Well #9.
- Troubleshot the recently replaced power bucket for Well #9 after a fault. Awaiting replacement parts for repairs under warranty.
- Assisted Unit 12 with relocating wiring from the Well #9 bucket to the Well #10 bucket to maintain Well #9 operations.
- Performed a lockout/tagout (LOTO) at the booster pump station.

Well Site #7:

- Removed Reclaim Pump B due to a leak, replaced the seal, and reinstalled the pump.
- Removed Reclaim Pump A to clear debris from the propeller, then reinstalled the pump.
- Collected a water sample at the booster pump station for bacteriological (Bac-T) testing.
- Drained the backwash tank to inspect residue buildup at the bottom of the tank.

WASTEWATER DIVISION

Our Wastewater Division received a total of **131** AZ Blue Stake Tickets.

To meet ADEQ requirements, water samples from both treatment plants were sent for testing.

Routine maintenance & inspections were conducted at our two treatment plants and 12 lift stations.

MISCELLANEOUS PROJECTS

The Wastewater Division assisted with CCTV Inspections, cleaned laterals, and managed odor control.

- San Luis Community Park at CO. 24th St.

- ***West WWTP:***
  - Maintenance on pumps, mixers, blowers, and filters.
  - Installed new fire extinguisher cabinets.

- ***Wastewater Collection:***
  - *Archibald St.*
  - *Hidalgo St.*
  - *Beach St.*
  - *Los Olivos Area.*

Lift Stations:

- Recorded operational readings at all lift stations.
- Inspected and cleaned valves as needed.
- Inspected generators to verify proper operation and functionality.

- East Mesa LS Eco Verde Line

- ***East WWTP:***
  - Maintenance on pumps, mixers, blowers, and filters.
  - Cleaned the chlorine and contact chambers.
  - Replaced the effluent discharge flow meter.



LS 300 pump 1 gate valve replaced.

Overview:

- Water samples were collected and submitted to the laboratory for analysis to ensure compliance with ADEQ regulatory requirements.
- Checked the amperage of electrical equipment for the Wastewater Division.
- Completed the grease trap inspection and assisted the Water Division with vacuum truck operations and water line installation along Avenue D.
- Excavated a pothole at the West Wastewater Treatment Plant (WWTP) to locate existing sewer utilities, as well as another near 10th Avenue and the Los Alamos subdivision to locate sewer and water utilities.
- Processed the ADEQ contingency report regarding the nitrate-as-nitrogen exceedance detected at the East WWTP monitoring well, along with the third-quarter ADEQ reports for both treatment plants.
- The new force main project from Lift Station 300, completed by the Yuma Valley contractor, is now finished. Additionally, delinquent notices were delivered throughout the Gadsden area.

FACILITIES DIVISION

The Facilities Division continues to perform routine building maintenance and repairs as needed to ensure municipal facilities remain safe, functional, and well-maintained.

The installation of a new machine at City Hall by Hansberger Refrigeration



Furniture assembly for municipal court



Replace batteries for handicap access at gym



The Business Center fire alarm panel installation.

- Jay's Electrik completed the job.
- Total cost was $974.65
- AZ Fire Systens is to program fire alarm next week. Will have Rick on site once completed to test.









The West Wastewater wall addition project.

- Southwest Plumbing and Air completed the job.
- $3,550 was spent on the project.
- An air vent in the new wall was installed for better ventilation.
- Locks were added to the two sliding doors.





BUILDING MAINTENANCE

- Pest control services every month.
- Light bulbs and ballasts were replaced.
- Daily cleaning and disinfecting of offices and buildings

ELECTRICAL DIVISION






WASTEWATER

West WWTP

- *Inspected the electrical inventory.*
- *Assisted with troubleshooting the sludge pump at Basin #3; removed and replaced the pump.*
- *Assisted with troubleshooting Digester Blower #4.*
- *Troubleshot control room lighting issues and removed and replaced the faulty ballast.*
- *Assisted AME Electric with work involving the existing electrical lines.*

High School Lift Station:

- *Installed a new water flow meter.*
- *Worked on troubleshooting the water flow meter and met with Jimmy, a representative from Keyence.*
- *Troubleshot Pump #2 by taking amperage and Meg. readings to assess its electrical condition.*

3 Lift Station

- *Troubleshoot the soft starter for pump #1 to identify and diagnose the issue.*

East WWTP

- *Assisted with troubleshooting the aeration AUMA valve at Basin #1.*
- *Assisted ISCA Co. with the removal, replacement, and troubleshooting of the aeration valve at Basin #1.*
- *Worked on troubleshooting the existing HydroRanger system.*
- *Worked on installing a demonstration water flow meter at the Muffin Monster grinder motor.*

East Mesa Lift Station

- *Continued troubleshooting pump #2 by taking amperage and megger readings to assess its electrical condition.*

Olivos Lift Station

- *Assisted a Keyence representative with the installation and setup of a demonstration water flow meter.*

WATER

Well Site #3

- Worked on installing a transducer at the storage tank.

Well Site #7

- Assisted with troubleshooting the decant pump.

Well Site #5

- Worked on the MCC control wiring for Well #9.
- Troubleshot the motor starter supplying power to the surge tank booster pump and the Bray valve associated with Filter #1.
- Removed and replaced a bucket in the MCC for Well #9.

Highway Users

Maintenance/Repairs/Daily Tasks

- *Removed excessive sand from various areas throughout City.*
- *Covered potholes, trimmed trees, and litter pick on ROW.*
- *Street and sidewalk R/R in various sites citywide.*

Service Orders:

- Assisted animal control with 4 dead animals



Maintenance:

- Maintenance at the Public Works yard.
- Removed excessive dirt/trash from the street and shoulders.
- Completed concrete and asphalt repairs throughout the city, including slurry seal preparation.
- Installed new "No Commercial Vehicles" signs along E Street and F Street.
- Performed asphalt and concrete repairs in preparation for the slurry seal project.
- Completed cleanup campaigns #1 through #4 as part of the 2026 Community Cleanup Program.
- Conducted routine vehicle and equipment maintenance.
- Assisted the Water Department with the installation of the 12-inch water pipeline.
- Added decorative rock on shoulder of 4th Ave, Las Brisas subdivision area.
- Removed stagnant water from various areas city wide, after rainstorm.

Sweeper was out of service for the month of October.









FLEET SERVICES

109 vehicles were serviced for the month of October.

6 vehicles are waiting on parts.

Fleet Services attended a total of **24** service calls.











SOLID WASTE

Service orders are handled on a daily bases.

Solid Waste Routes:

- Monday and Thursday
- Tuesday and Friday

Preventative maintenance, repairs and washing for Solid Waste trucks are performed on Wednesdays.

Holiday schedules are posted on City of San Luis social media and the utility bill.

Our SW Crew collected a total of **1007.92** tons of residential solid waste for the month of October, 2026.



2026 COMMUNITY CLEANUP

LIMPIEZA COMUNITARIA

Completed:

Area 1
Area 2
Area 3
Area 4
Area 5















Our SW Crew collected a total of ***128.98*** *tons of residential solid waste for the month of October during the Community Cleanup.*

PARKS

Maintenance:

Preparing green areas for winter overseeding by scalping the existing grass.








Overseeding green areas throughout the city.





The broken branch caused by the storm was removed.




PARKS

Trimming of shrubs and lifting tree canopy throughout the city green areas.





Rock retention basin weed clean-up.



PARKS

Relocating sprinklers away from the walls at retention basins throughout the city.





Field marking for sports events.





Valve irrigation repair at retention basin.





PARKS

Projects:

- The washout at Bienestar Estates 9B has been filled with dirt and rock.
- Barricades were installed at the Cultural Center.
- The backflow leak was repaired.
- The light fixture at the park restroom has been repaired and is now functioning properly.
- Damaged benches were removed from the green area to maintain a safe and well-maintained public space.

Bienestar Estates 9B





Cultural Center





Backflow Repaired





Restroom Light



Damaged Benches



PARKS

Projects:

- *Installed a new motor at the swimming pool.*
- *Built two small soccer goals and delivered them to Joe Orduno Soccer Field.*
- *Cleaned and organized the park area at ACT.*
- *Repaired two urinals in separate park restrooms.*
- *Painted the metal post at the spillways in East Community Park.*
- *Installed safety-orange poles and caution tape along the wall at California Street and 5th Avenue to improve public safety.*
- *Removed tree branches that were close to residents' homes to help prevent potential hazards.*

New Motor





ACT





Soccer Goals





Spillway at East Community Park





Urinal Repaired





California St. & 5th Ave





Removed Tree Branches







San Luis Municipal Court
Monthly Operations Report

October 2026

767 N. William Brooks Ave | PO. Box 1670 San Luis, AZ 85349

Month and year Monthly Update

Events: List all events the court participated in for said month and include pictures.

Court personnel participated in the City's Spookiest Department competition.







Court Security Metrics: Use the report from the lead court security officer to transcribe the data.

Security is provided by Superior Court as per IGA.

Visitor Volume: Screened 1,370 patrons visiting the courthouse.

Law Enforcement: Processed 29 law enforcement check-ins.

Contraband Interventions: Intercepted contraband during 6 separate incidents.

Meetings: List of any meetings court management attended

City Leadership: Court staff attended the City Leadership Meetings.

Revenue: Include a picture of the SABA and a pie chart showing the percentange of allocation.

Summary Allocation by Agency Report

SAN LUIS MUNICIPAL

Criteria :

From Date : 10/1/2026 To Date : 11/2/2026

Agency Code	Agency Name	GL Account Num	GL Account Name	Receipt Amount	Dishonored Amount	Adjusted Amount	Bond Forfeiture Amount	Net Amount	EXT. GL Account Num
Agency Name : Agency Not Assigned									
			Sub Total:	$14195.61		($8835.42)	$3.10	$5363.29	
Agency Name : CITY OF SAN LUIS ACCOUNTS PAYABLE									
			Sub Total:	$211.63		$2100.63	$0.78	$2313.04	
Agency Name : CITY OF SAN LUIS FINANCE DEPT									
			Sub Total:	$28084.29		$2264.42	$167.00	$30515.71	
Agency Name : SPECIAL REVENUE COURT FUND									
			Sub Total:	$18517.37		$1778.80		$20296.17	
Agency Name : STATE OF ARIZONA TREASURER									
			Sub Total:	$42419.81		$2691.57	$182.42	$45293.80	
			Grand Total:	$103428.71		$0.00	$353.30	$103782.01	

Updates: List any updates and include pictures if appropriate.

- **Personnel & Hiring:**
  - Welcomed a new volunteer intern.
- **Operations & Compliance:**
  - Upgraded courtroom electrical infrastructure with new power runs installed at the jury box, witness stand, and counsel tables.
- **Training:**
  - The Chief Court Clerk completed specialized financial system training hosted at JAU
  - Court personnel completed statewide ADRS training conducted by the Administrative Office of the Courts (AOC).
  - Court staff attended the OpenGov financial software training organized by the City Finance Department.